

RENAULT SCENIC E-TECH ELECTRIC



3 June 2025



we've changed everything except its name

The first 100% electric Renault family car to be built in France, Renault Scenic E-Tech electric boasts a curvaceous, aerodynamic design. With a driving range of up to 610km⁽¹⁾, it reinvents its DNA with its innovative technologies, its vehicle to load (V2L) technology, its opacifying panoramic sunroof⁽²⁾ and its environmental approach, since it is 89%⁽³⁾ recyclable.



Technology and eco-responsibility combine to deliver innovative driving pleasure.

170hp or 220hp E-Tech electric engine

up to 610km WLTP range⁽¹⁾

Solarbay[®] opacifying panoramic sunroof⁽²⁾

openR link system with Google built-in⁽⁴⁾

up to 1,670 litres of boot volume⁽⁵⁾

up to 31 advanced driver-assistance systems

(1) Based on techno long range. WLTP figures shown for comparability purposes only. Actual real world driving results may vary depending on factors including the starting charge of the battery, accessories fitted after registration, weather conditions, driving styles and vehicle load. (2) available on iconic esprit Alpine version only. (3) product mostly recyclable, recyclability rate rounded to 89%, actual value greater than 89.72% by mass according to European Directive 2005/64/EC on the per type-approval of motor vehicles with regard to their re-usability, recyclability and recoverability. (4) Google, Google Maps, Google News, Waze and other brand names are all trademarks of Google LLC. (5) with rear bench seat folded down.

Interactive menu

01. design

02. on-board experience

03. range and charging

04. multimedia

05. safety & security

06. customization

we've reinvented the car for life and for living

Precision-modelled, the body features generous curves and sharp edges. Attention to detail, flush door handles and the incorporation of recycled and bio-sourced materials make this an unprecedented family vehicle.



The front end features a new grille and a full LED light signature with half-round daytime running lights.



At the rear, chiselled lights, body creases and the Scenic monogram reinforce its distinctive style.



The esprit Alpine version stands out with its 20" speedway diamond-cut alloy wheels, matte grey front and rear trim and matte shadow grey bodywork. Inside, the sporty seats feature blue top-stitching and the steering wheel has blue, white and red stitching.



new interior space

Spread over two 12" screens, the 774 cm² openR provides a high-performance, high-definition interface. The controls around the steering wheel optimise the ergonomics of the driving position. With the driver recognition system⁽²⁾, settings such as the position of the seat and mirrors are automatically stored.



Ireland spec varies with soft fabric dashboard

100% of the textiles used for the upholstery on all versions are made from recycled material⁽¹⁾.



(1) 100% on techno. Front of of seat and headrest fabric made from recycled PET bottles, excludes back of seat, headrest and armrest. (2) available from techno esprit Alpine.

comfort for all the family

Illuminated by the 1.65 m² Solarbay[®](1) opacifying panoramic sunroof, the passenger compartment features ergonomic heated seats(2). Thanks to the flat floor and 27.8 cm of legroom at the rear, there's plenty of space for everyone.



Solarbay[®] technology is voice-activated with Google Assistant(3) or manually via a button located on the courtesy light. With 4 different levels of opacification, it manages light levels and ensures thermal comfort on board in both summer and winter. The system optimises the battery's range by reducing air conditioning and heating consumption.



developed in partnership with Saint-Gobain, the Solarbay[®] opacifying panoramic glass roof is composed of nearly 50% recycled glass(4) from automotive glass production waste


The 3.6-litre ingenious[®] folding rear armrest is equipped with 2 USB-C ports. Several configurations are possible for connecting tablets or smartphones.



Altogether, there are more than 38 litres of storage space throughout the cabin: on the console, in the seat backs and in the doors.



The boot volume adapts to your needs, offering a load capacity ranging from 545 litres to 1,670 litres with the rear bench seat folded down.



rear bench seat with 40/20/40 folding backrest



charging cable storage in boot (53 L)


(1) available on iconic esprit Alpine only, (2) heated seats for driver and front passenger, (3) My Renault, Google Maps and Google Assistant connected services are provided free of charge for 5 years from the date of delivery of your vehicle. Google, Google Maps, Google News, Waze and other brand names are all trademarks of Google LLC. (4) from the various stages of automotive window production at the Saint-Gobain Sekurit plants.

up to 610km of driving range⁽¹⁾

Inspired by innovations in research and development, Renault Scenic E-Tech electric pushes back the limits of performance and efficiency: weight distribution, optimised energy management, aerodynamic design.



Its platform houses an 87 kWh battery and an efficient 160 kW electric motor for a WLTP range of up to 610km⁽¹⁾.



wheels shown are unavailable in Ireland

aerodynamic design

The lines of Renault Scenic E-Tech electric have been designed to maximise its range: a low, compact car, a front grille with optimised air intake, sculpted rear flanks, flush handles and aerodynamic aluminium wheels.

heat pump and thermal comfort

Renault Scenic E-Tech electric comes with a heat pump as standard, combined with a thermal management system for the battery and engine. This automatically regulates battery and engine temperature, and ensures the thermal comfort of the passenger compartment whatever the weather.

optimum weight

Thanks to the use of recycled aluminium, the vehicle is one of the lightest in its category at 1,840 kg⁽²⁾. At equivalent power, its range is increased.

regenerative braking with One Pedal

With its regenerative braking system, Renault Scenic innovates by integrating the new One Pedal function. Every time you decelerate, the energy recovery is optimised, and the One Pedal mode maximises the action until the vehicle comes to a complete stop, without you having to use the brake pedal. The 5 levels of braking are activated via the paddles on the steering wheel.


driving range⁽¹⁾

87 kWh battery:
· up to 610km of range

(1) Based on techno long range. WLTP figures shown for comparability purposes only. Actual real world driving results may vary depending on factors including the starting charge of the battery, accessories fitted after registration, weather conditions, driving styles and vehicle load. (2) weight of techno version.

charging made easy

At home, at work or on the move, Renault Scenic E-Tech electric offers you a charging versatility that is unique on the market.



version shown is unavailable in Ireland

charging at home, at work or elsewhere

up to 11kW AC charge

Charge the Renault Scenic E-Tech easily at home using a wall-mounted charging point. Away from home, take advantage of the public network to charge the battery from 15 - 80% in 5 hours 52 minutes at 11kW charging points.

My Renault application

Manage your range at any time, start charging remotely or schedule it at off-peak times.

motorway charging

up to 150kW DC fast charge

For longer journeys, recover range more quickly with up to 150kW DC fast charge.

Renault Scenic E-Tech electric comes with a mode 3⁽¹⁾ cable for use with a home⁽²⁾ or public charging point.

public

public fast charging point

DC

cable attached to station



public charging point

11 kW AC

mode 3 cable included with purchase




domestic

domestic charging station⁽²⁾

7.4 kW AC

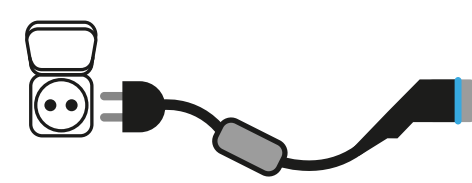
mode 3 cable included with purchase



domestic socket

2.1 kW AC

accessory domestic charging cable



87 kWh battery charging

15 to 80% →
37 min

15 to 80% →
5 hrs 52 min

15 to 80% →
8 hrs 27 min

15 to 80% →
>27hrs

(1) mode 3 single-phase cable. (2) Maximum power and charging times are based on optimal charging conditions for the vehicle and for the charging point (peak power). The maximum power accepted by the battery (mainly in DC charging) varies depending on the battery's state of charge and the exterior temperature. Range communicated in WLTP cycle. Measurements depend on version.

03. range and charging

1 battery, 2 uses

With the V2L⁽¹⁾ power-to-object adaptor power your electrical devices by using the energy stored in the battery.

power
your electronic devices
with up to
3,700 W



version shown is unavailable in Ireland

(1) vehicle-to-load, from the vehicle to your electrical devices using V2L adaptor available as an accessory. Power distributed to electrical appliances: 3.7 kW.

openR link multimedia system with Google built-in⁽¹⁾⁽²⁾

The 774 cm² openR interface provides access to openR link multimedia system connected services with Google built-in⁽¹⁾⁽²⁾. More than 50 applications are available⁽¹⁾, including 11 from Renault partners with Google Play⁽²⁾.



version shown is unavailable in Ireland

Simplify your electric journey with Google Maps⁽²⁾ and use a journey planner updated in real time.



version shown is unavailable in Ireland

electric journey planner

On the road, the system suggests itineraries based on available charging points and your battery life. If there is an obstruction on the road, the route is automatically recalculated and other charging points are suggested based on the new route.

charging stations

Route planning/optimisation with charging points in real time.

charging point

Information on the availability and power of charging points.

charge optimisation

Presetting of the battery temperature for faster charging.

(1) My Renault, Google Maps and Google Assistant connected services are provided free of charge for 5 years from the date of delivery of your vehicle. (2) the use of applications downloaded from Google Play requires a dedicated data package. To use these apps, share your phone's connection with your Renault. Google, Google Maps, Google News, Waze and other brand names are all trademarks of Google LLC.

04. multimedia


Voice control: "Hey Google, tell me which charging points are nearby!" Plan your journeys, set the temperature, change your driving mode - the voice assistant⁽¹⁾ is there to help.



Over 50 applications with exclusive content are available via Google Play⁽²⁾, including Waze, SongPop for Renault, and Amazon Music.



Waze is a community-based navigation app that shares information in real time. Waze boosts your peace of mind.



Drive to the beat with our new musical game – SongPop for Renault. Play together and rediscover popular songs with your family and friends!



Take to the road while listening to playlists, and much more, with Amazon Music, included with your Amazon Prime subscription.



Access all your favourite radio stations live, at any time, in Ireland or abroad, with Radioplayer.



Vivaldi browser is an efficient, fast Web browser that respects your privacy, but also gives you the chance to watch things such as YouTube, Netflix or Disney+ through your normal accounts. Keep yourself, or the kids, entertained while you're charging!



With EasyPark, you can plan and book millions of parking spaces across Europe. Enter your destination's address or navigate using the map.

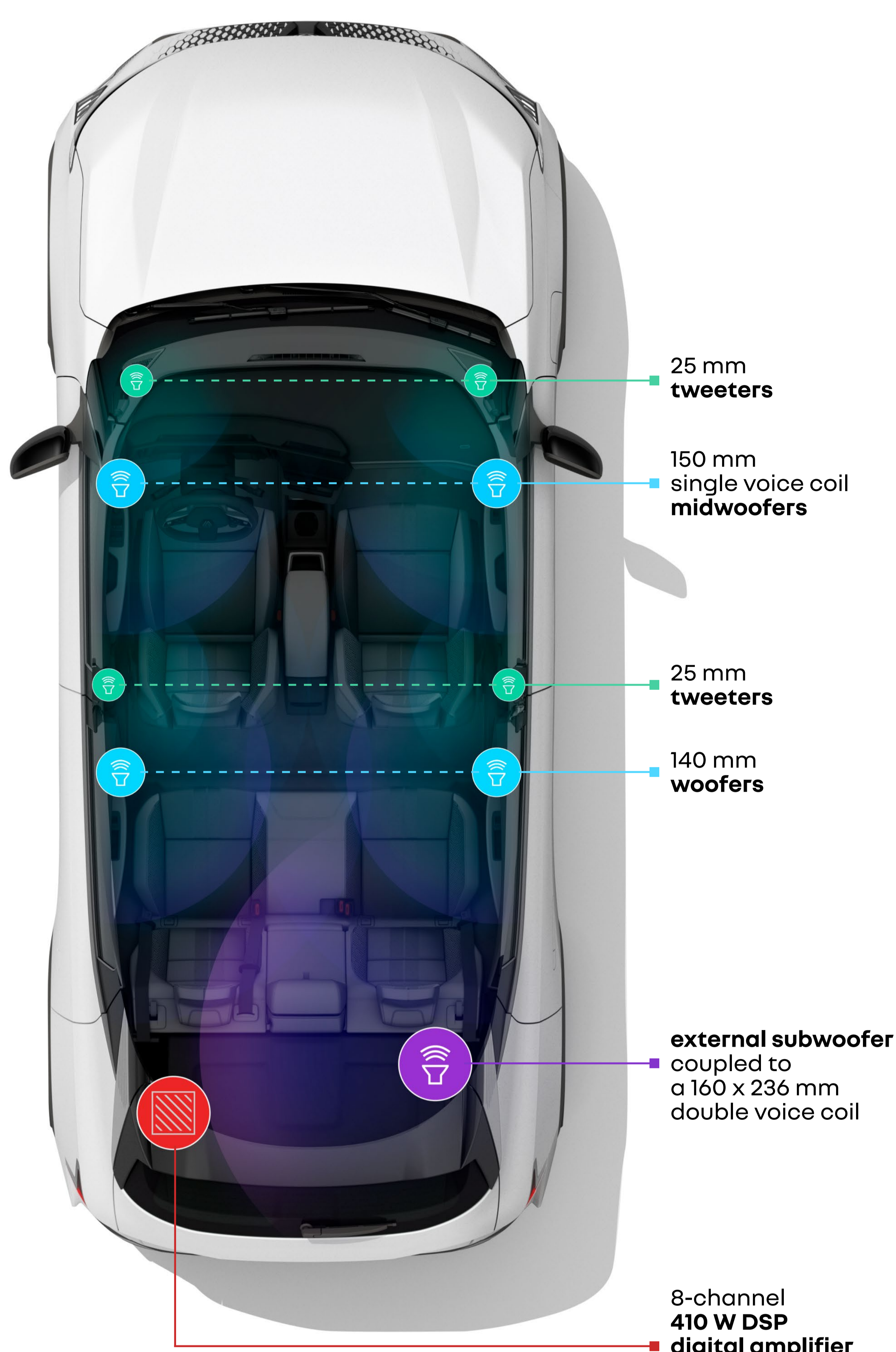


If Spotify is more your bag, download the app to listen to your favourite music or podcasts.


(1) My Renault, Google Maps and Google Assistant connected services are provided free of charge for 5 years from the date of delivery of your vehicle. (2) the use of applications downloaded from Google Play requires a dedicated package. To use these apps, share your phone's connection with your Renault. Google, Google Maps, Google News, Waze and other brand names are all trademarks of Google LLC.

audio signatures

Featuring cocoon-effect technology developed by Renault, the passenger compartment is perfectly soundproofed so you can enjoy its Harman Kardon®(1) high-fidelity sound. Five listening modes have been designed to optimise sound reproduction, depending on the source chosen.



A musical sequence composed by Jean-Michel Jarre welcomes drivers and passengers on board, together with a visual animation on the dashboard. Outside, a special sound warns pedestrians that the vehicle is travelling at less than 30kmh.



(1) available on iconic esprit Alpine only.

detect, inform, guide

The safety score assesses your ability to drive safely by analysing information about speed, trajectory and stopping distance as you drive. At the end of each trip, it displays your score from 0 to 100 to help you improve your driving.

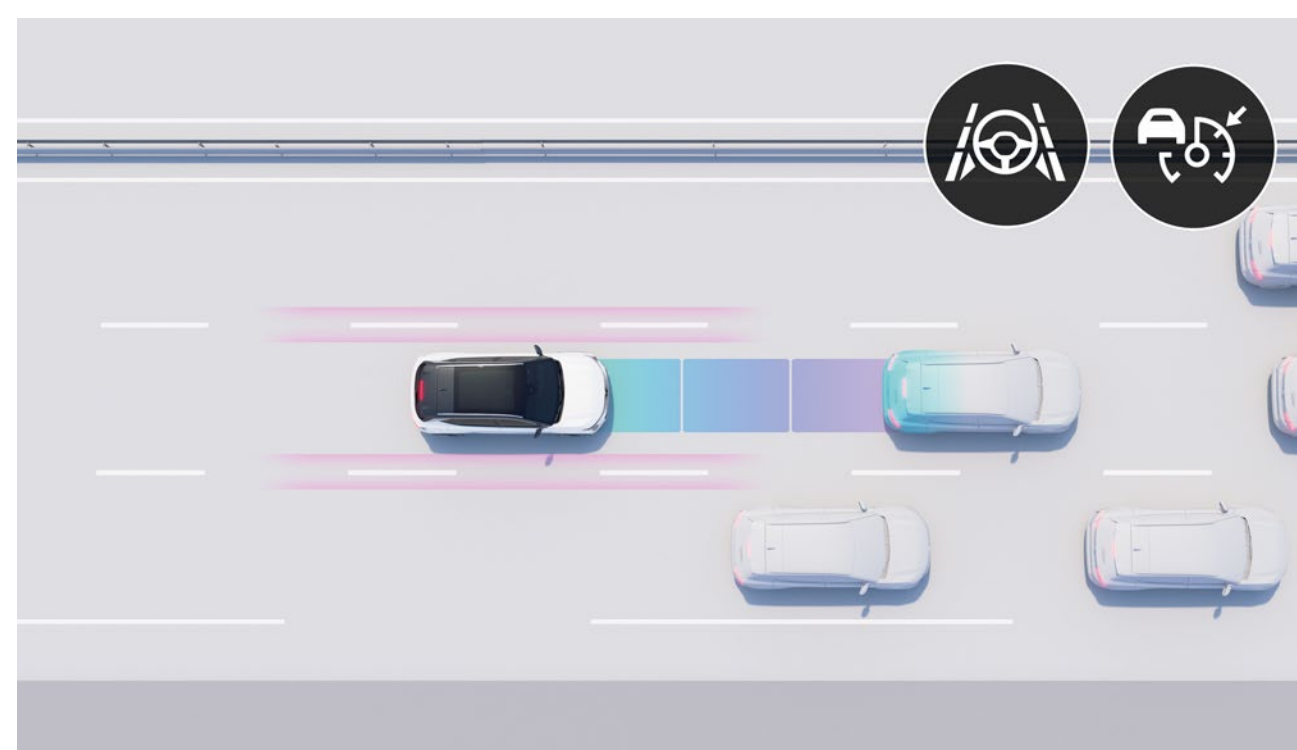


The "safety coach" helps you to improve your driving by using the safety score and informs you in real time of the potential risks on your route, based on the surrounding data.

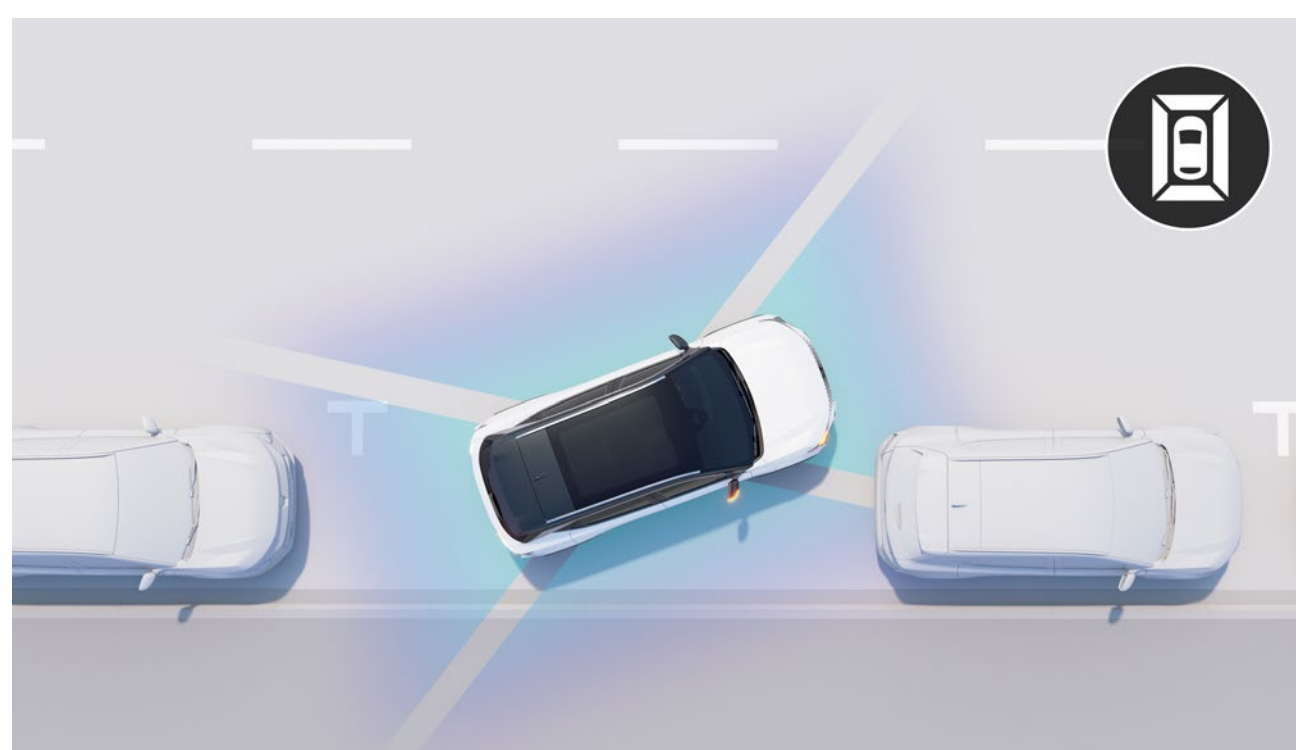
05. safety & security



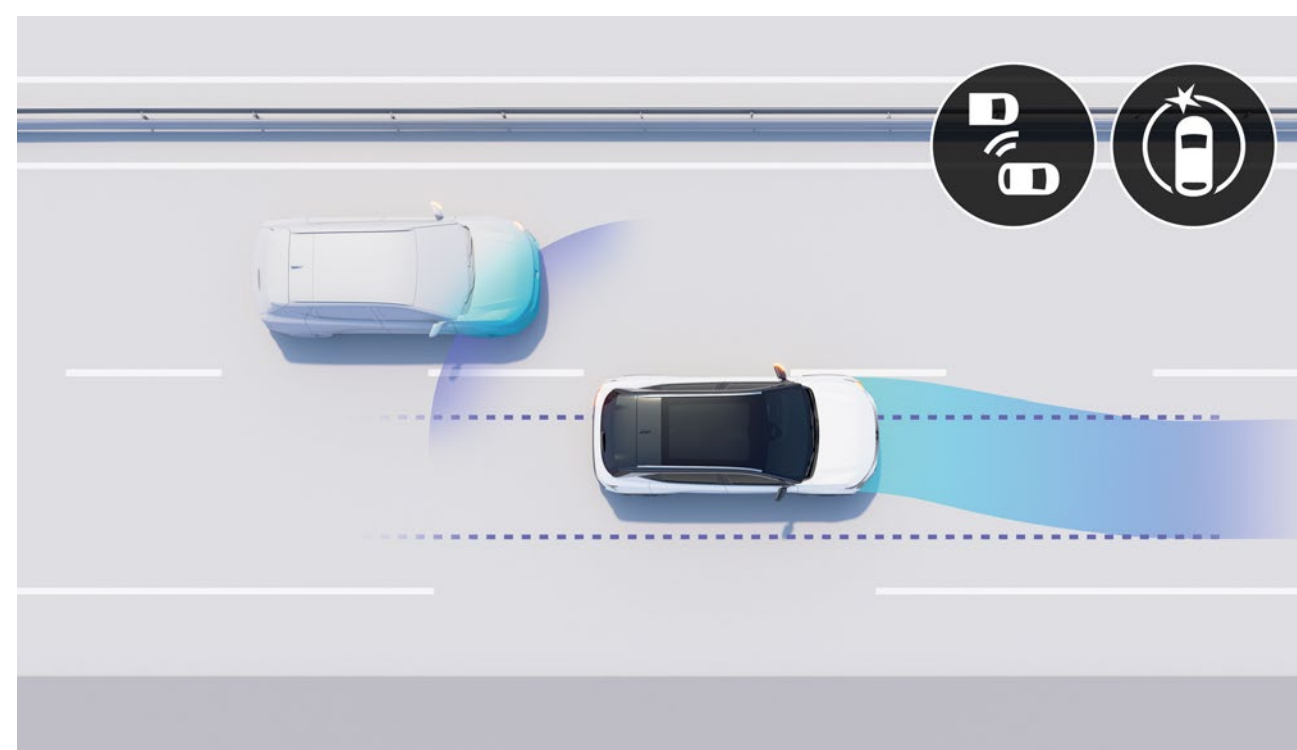
up to 31 advanced driver-assistance systems⁽¹⁾⁽²⁾



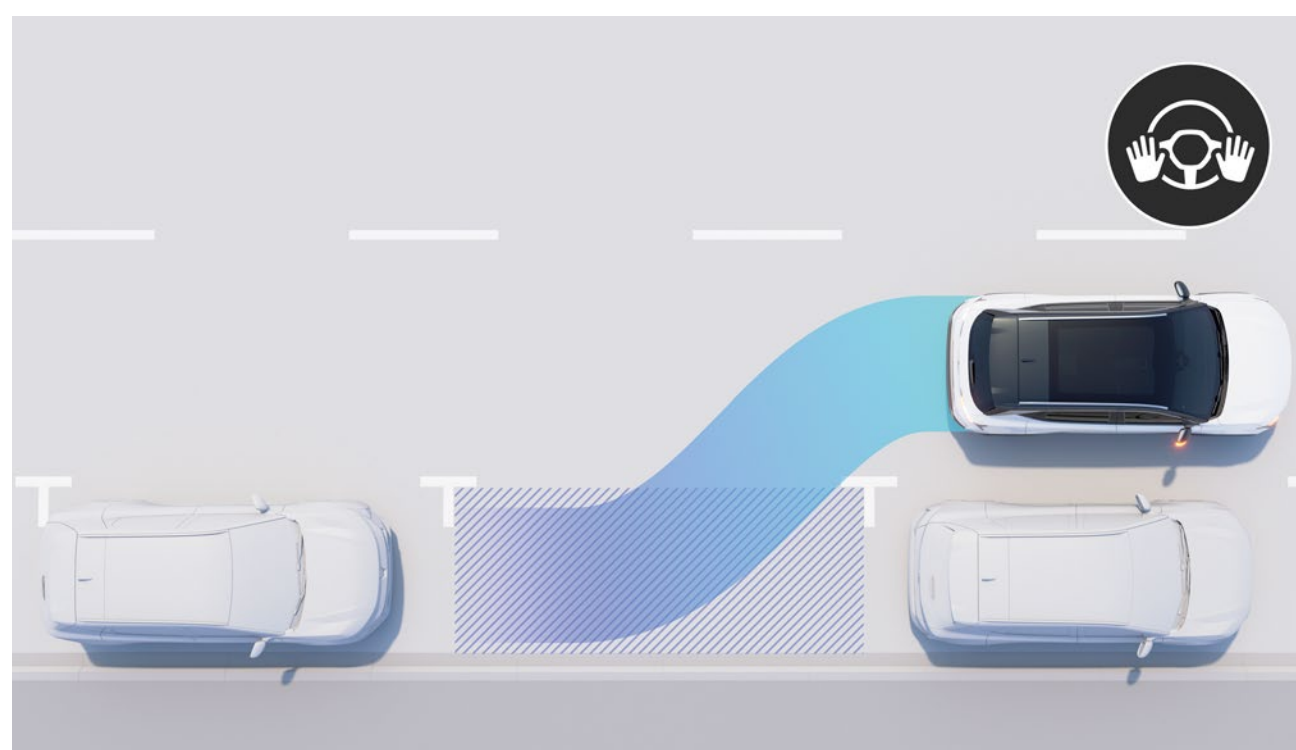
active driver assist
This system regulates your speed by taking the road environment into account, maintains safe distances and ensures you remain in lane. When traffic slows down, the vehicle stops and restarts automatically.



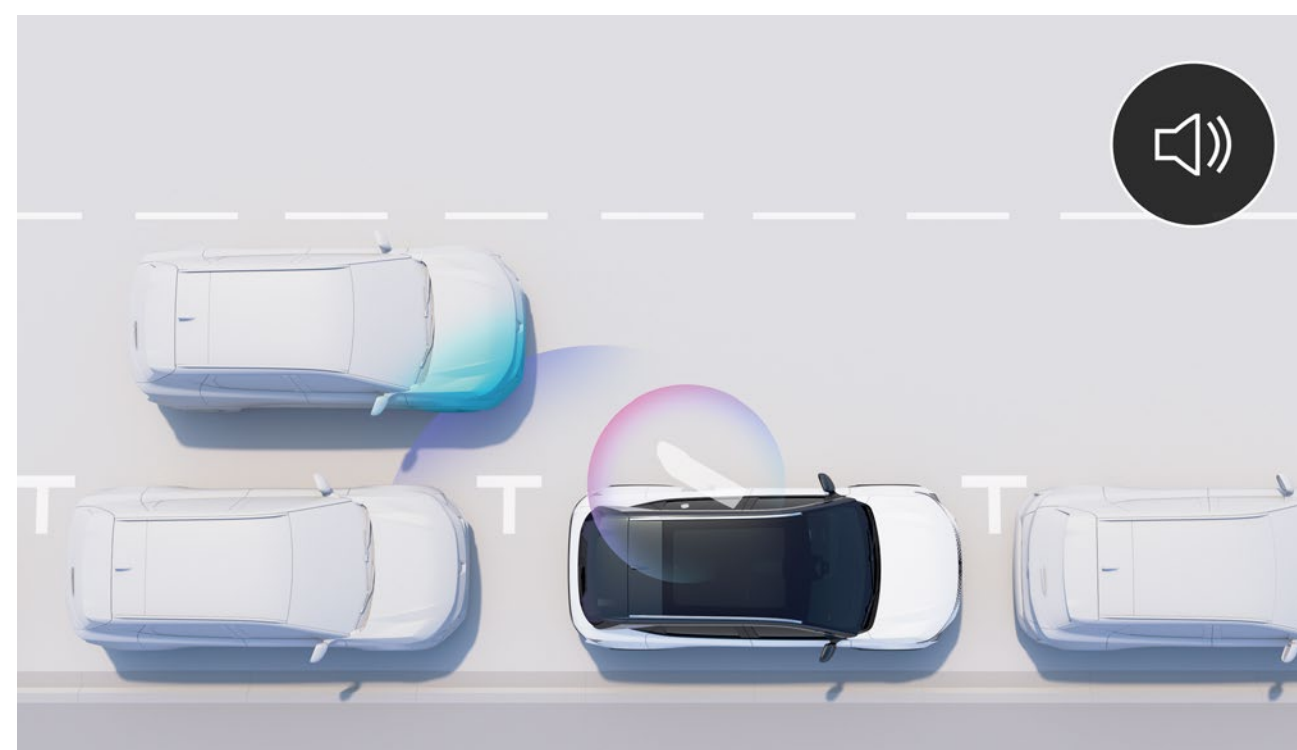
360° around view 3D camera⁽⁴⁾
The 4 cameras, whose images recreate the vehicle's direct environment 360° around it, allow you to perform your manoeuvres effortlessly.



rear detection with emergency trajectory correction
The system warns you of a potential collision with an overtaking vehicle in the adjacent lane. If a collision is likely, it performs an automatic emergency trajectory correction.



hands-free parking⁽⁴⁾
This system makes it easier to park. Your vehicle handles both finding a parking spot and steering. All you need to manage is the speed.



occupant safe exit alert
This system alerts you if a vehicle is approaching from the rear when you want to open the door.



smart rear view mirror⁽⁴⁾
A camera positioned at the rear of the roof is combined with a rear-view camera system. The rear-view mirror provides an unobstructed view, even with tall passengers in the rear.

driving assistance systems

- active driver assist
- hill start assist
- distance warning
- automatic switching between main/dipped headlights
- adaptive vision LED headlights (with integrated fog function)
- speed limiter
- contextual adaptive cruise control⁽¹⁾

park assist systems

- rear parking sensors
- front parking sensors
- side parking sensors
- rear view camera
- 360° around view 3D camera
- hands-free parking
- tiltable door mirrors when reversing
- smart rear view mirror

safety assistance systems

- lane departure warning
- occupant safe exit alert
- blind spot warning
- rear cross traffic alert
- lane keeping assist
- rear detection with emergency trajectory correction
- front detection with emergency trajectory correction
- automatic emergency braking at intersections
- reverse automatic emergency braking system
- automatic emergency braking for cars / pedestrians / cyclists
- traffic sign recognition and speeding alert⁽³⁾
- driver attention alert

(1) always follow road safety regulations. It is your responsibility to stay alert, drive safely and be in control of the vehicle at all times. You should not solely rely on driver convenience and assistance features. Some features may not work in all conditions and circumstances, and they have speed and other limitations. (2) adas equipment varies by version, please check full version specification for more information. (3) included for 5 years. (4) only available on iconic esprit alpine.

06. customisation

colours



arctic white⁽¹⁾ (p)



shadow grey⁽¹⁾ (mp)



diamond black⁽¹⁾ (mp)



matte shadow grey⁽²⁾ (m)



flame red⁽¹⁾⁽³⁾ (mp)



midnight blue⁽¹⁾⁽³⁾ (mp)

p: pearlescent

m: matte


mp: metallic paint

(1) version shown is unavailable in the Ireland. (2) colour only available on the techno esprit Alpine and

iconic esprit Alpine. (3) colour only available on techno.

photos not contractually binding.

roof customisation



arctic white/diamond black roof

colour metallic bi-tone	techno	techno esprit Alpine & iconic esprit Alpine
pearl black	▪	▪
shadow grey	▪	▪
pearl white	▪	▪
flame red	▪	-
midnight blue	▪	-
pearl white + black roof	-	▪
shadow grey + black roof	-	▪
matte shadow grey + black roof	-	▪

▪ available

- not available

06. customisation

techno



- 12" openR link: multimedia system with Google built-in⁽¹⁾
- ingenious® rear armrest (includes ski hatch) with 2 USB-C ports
- regenerative braking (five levels, including One Pedal) adjustable via a paddle shifter on the steering wheel
- powered tailgate



recycled heather grey fabric / titanium black grained coated textile / yellow stitching



19" 'streamline' diamond cut alloy wheels

(1) Google, Google Maps, Google News, Waze and other brand names are all trademarks of Google LLC.

06. customisation

techno esprit Alpine and iconic esprit Alpine



Ireland spec varies with soft fabric dashboard

- grey front and rear fascia trim pieces
- steering wheel covered with refined, bio-sourced and recycled textile, satin chrome finish and blue / white / red stitching
- electric front seats with driver recognition system




embossed titanium black recycled mesh / recycled quilted grain coated textile / blue stitching




20" speedway diamond cut alloy wheels

06. customisation

accessories



touring pack
Roof bars and roof box




cycle pack
Roof bars and 2 x roof mounted cycle racks



ev pack
Double boot floor and 3-pin domestic charging cable



family pack
Seat protector for car seats and multi-function storage



storage pack
Vertical boot storage net, magnetic smartphone holder, rear tray table and fixing for tray table



dash cam pack
Front and rear dashcam

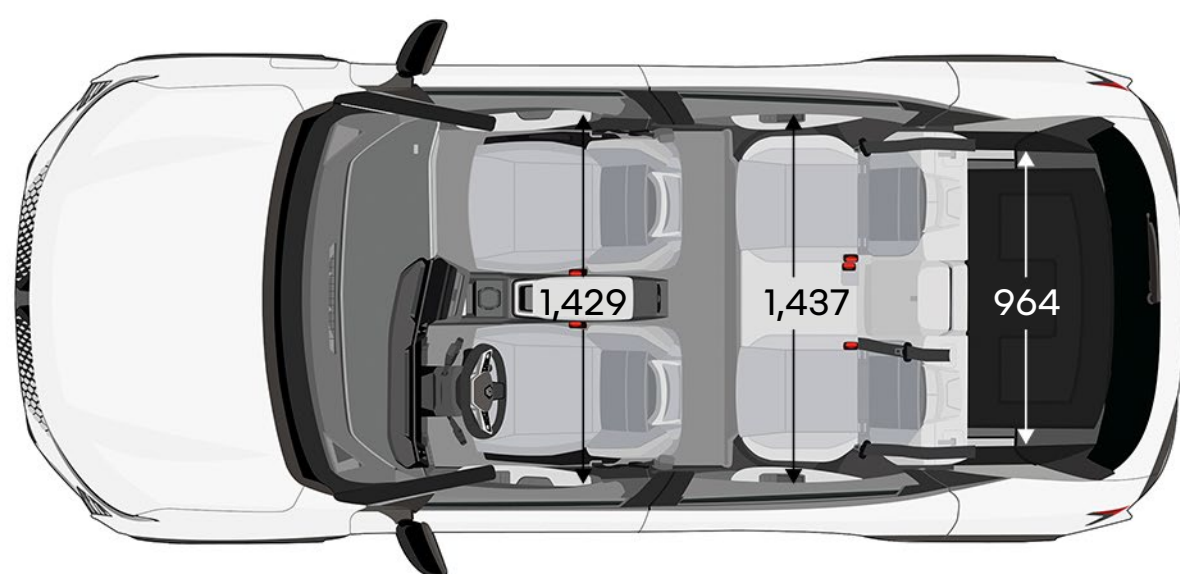
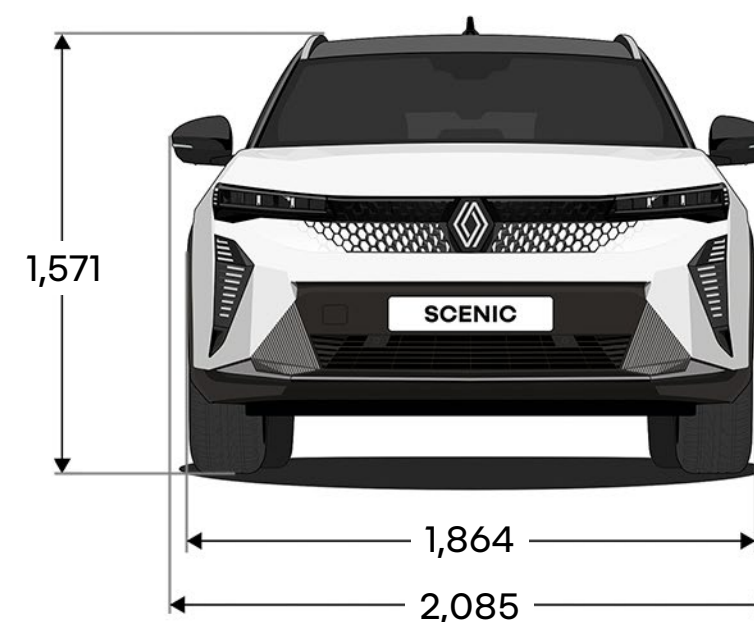
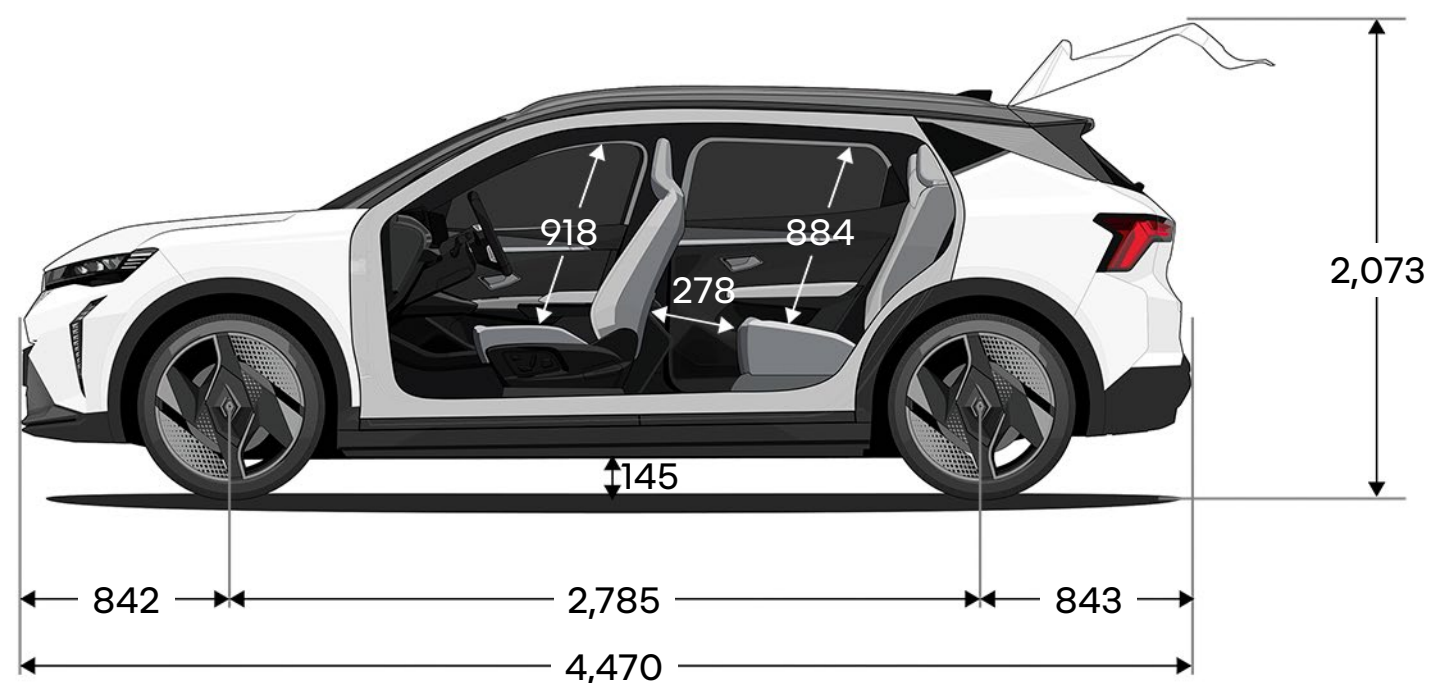
06. customisation

engines

EV60 170hp comfort range	EV87 220 hp long range
useful battery capacity (kWh)	
60	87
max. power output EEC kW (hp) at rated power (rpm)	
170	160/220
max. torque EEC-Nm	
280	300
battery	
technology	
lithium-ion	lithium-ion
certified driving range in WLTP cycle (kilometres)⁽¹⁾	
430	610
empty weight in running order (min/max)	
1,730/1,890	1,840/1,916

(1) Based on techno long range. WLTP figures shown for comparability purposes only. Actual real world driving results may vary depending on factors including the starting charge of the battery, accessories fitted after registration, weather conditions, driving styles and vehicle load.

dimensions and volumes



dimensions in (mm)

the human first program is a comprehensive safety programme developed by Renault in collaboration with researchers, experts and firefighters.

because road safety concerns all road users, whether they are pedestrians, cyclists, motorists, the human first program by Renault is committed to:

- 1. preventing accidents by developing safety equipment and advanced driver-assistance and safety systems**

up to 31 advanced driver-assistance systems/
more than 60 safety features, up to 7 airbags,
child seats (Isofix), Renault Fixe4sure solution/
more than 2,000 safety-related patents filed since 1970
- 2. dealing with accidents based on innovations developed with the fire service**

QRRescue/Fireman Access/ more than 5,000 firefighters
trained over the past 10 years in 20 countries throughout
the world / around 400 cars given per year for their training
- 3. reducing the number and severity of accidents by investing massively in R&D**

safety score / safety coach / connected services / big data /
artificial intelligence and cybersecurity systems

[learn more about the human first programme](#)

glossary

E-Tech

Electric, full hybrid and plug-in hybrid powertrain electrification technology developed by Renault.

regenerative braking

System for the recovery of energy during braking, which increases the vehicle's driving range: whenever the vehicle slows down, part of its kinetic energy is converted into electricity. The battery recharges when the driver lifts his or her foot off the accelerator pedal or presses slightly on the brake pedal.

reinforced domestic socket

A home charging solution that is more efficient than a simple domestic socket. Allows for more powerful (3.2 kW for a reinforced socket vs 2.3 kW for a standard socket) and more secure charging (fitted with a differential circuit breaker).

home charging point

Delivers a much higher intensity than a standard domestic socket, for more efficient and faster charging. With its charge control and overvoltage protection devices, it makes home charging safer.

flexi-charger

Charging cable that can be used to plug a car into a domestic power outlet. Designed for occasional home charging, the flexi-charger should preferably be plugged into an electrical socket connected to a specific earth connection.

mode 2 cable

For domestic use, this cable is needed to charge an electric vehicle using conventional sockets.

mode 3 cable

Cable fitted with a mode 3 end piece specific to charging stations. This cable is needed to charge the electric vehicle on a wallbox or with public infrastructure.

useful capacity

Amount of energy contained in the battery that can be used by the vehicle. Value expressed in kilowatt hours (kWh).

kWh

Abbreviation of kilowatt hour. Unit of energy which corresponds to 1 kW of power consumed over one hour.

kW

Abbreviation of kilowatt. Unit used to measure the power of a vehicle's engine, whether it is electric or powered by an internal combustion engine. The kilowatt measures the direct current (DC) or alternating current (AC) charging power.

AC charge

Low to medium power alternating current charging (max. 11 kW). This is the charging method most commonly found in homes or at most public charging points.

DC charge

Rapid direct current charging (min. 50 kW). Requires a specific fast charging point, available only on the public network.

My Renault

Renault app connected to your vehicle that can be downloaded onto your phone from Google Play or the App Store. You can use it to locate nearby charging stations, geolocate your vehicle, schedule charging and plan your journey in advance, as well as to display remaining range and preset the temperature of the passenger compartment.

heat pump

Equipment used to heat the passenger compartment of your electric car. The heat pump significantly reduces your consumption of electrical energy and maximises your driving range when the exterior temperature drops below 15°C.

kWh/100 km

Unit of measurement for the average consumption of energy of an electric or plug-in hybrid car over a distance of 100 km.

WLTP

Worldwide harmonised Light vehicles Test Procedure. This protocol defines the exact conditions under which vehicle tests are carried out, irrespective of the manufacturer, making it possible to share and compare information that is important to consumers and legislators, such as fuel or electricity consumption, the range of electric or rechargeable hybrid vehicles, and pollutant emissions that are much closer to everyday use.

V2L

Abbreviation for "vehicle-to-load", i.e. "from vehicle to electrical devices". This is a technology that makes it possible to use part of the electricity stored in the vehicle's battery to power an electrical appliance in the home, such as a barbecue or vacuum cleaner for example.



Every precaution has been taken to ensure that the contents of this brochure were accurate and up-to-date at the time of publication. This document has been created using pre-production and prototype models. In line with its policy of continuous product improvement, Renault reserves the right to modify the specifications, vehicles and accessories described and featured at any time. Any such modifications are communicated to Renault dealers as quickly as possible. Depending on the country of sale, versions may differ and some equipment may be unavailable (standard, optional or accessories). Please contact your local dealer for the latest information. For reasons to do with the medium, the colours featured in this document may differ slightly from those of the actual paintwork or interior trim. All rights reserved. Reproduction in any format and by any means of all or part of this brochure is prohibited without prior written authorisation from Renault.

Publicis – photo credits: C. Notekulmann, Recom © Renault Marketing 3D-Commerce – June 2025.
Renault s.a.s., a *Société par Actions Simplifiée* (French simplified joint-stock company) with a share capital of €533,941,113.00 / 122-122 bis avenue du Général Leclerc – 92100 Boulogne-Billancourt cedex – Entered in the Nanterre Trade & Companies Register under No. B 780 129 987 / Tel.: 0806 00 20 20.

