

# ALL NEW OPEL GRANDLAND /

Price and Specification Guide | Ireland | January 2025

[FIND OUT MORE](#)



O P E L

## CONTENTS

The new Opel Grandland is the epitome of German automotive excellence, combining bold next-generation design with cutting-edge technology.

---

Range and prices

---

---

Interior styling and features

---

---

Technical Data

---

---

Safety and security

---

---

Exterior styling and features

---

---

Comfort and convenience

---

---

Lighting and visibility

---

---


In-car technology and entertainment

---

---

Trims, colours, wheels

---



E&OE January 2025.

The content in this specification and price guide is for information purposes only. Our products are continually updated and changes may be made to the specifications at any time. If you require any specific feature, you must consult your authorised Opel Dealer who is regularly updated with any change in specification. Specifications are subject to change without notice. Images are used for illustrative purposes only. Vehicles illustrated may not necessarily reflect the correct specification. Contact your local Opel dealer for details.

## NEW OPEL GRANDLAND

# ALL NEW GRANDLAND RANGE PRICES\*

Trim	Fuel Type	Transmission	CO2 (WLTP)	Tax Band	Road Tax	RRSP* from €
<b>SC</b>						
73kWh BEV	Electric	All-electric powertrain	0	A0:0	€120	€39,065**
1.2 PureTech 136PS	Petrol MHEV	6-speed automatic	124	B1: 121 - 130	€200	€40,995
<b>ELEGANCE</b>						
73kWh BEV	Electric	All-electric powertrain	0	A0:0	€120	€40,936**
1.2 PureTech 136PS	Petrol MHEV	6-speed automatic	124	B1: 121 - 130	€200	€42,995
<b>GS</b>						
73kWh BEV	Electric	All-electric powertrain	0	A0:0	€120	€43,763**
1.2 PureTech 136PS	Petrol MHEV	6-speed automatic	124	B1: 121 - 130	€200	€44,995



\*Recommended Retail Selling Price does not include Dealer delivery related charges, metallic paint or tyre recycling levy. RRSP price excludes the recommended cost of Pre-Delivery-Inspection, number plates and delivery to an Opel Dealer. \*\*Inclusive of SEAI grant and VRT rebate. Prices effective January 2025. E&OE 01/11/2024. Prices are subject to alteration or change without notice or obligation.

# YOUR NEW GRANDLAND IN DETAIL: SAFETY & SECURITY

SAFETY / SECURITY FEATURES	SC	ELEGANCE	GS
Remote control security alarm system	•	•	•
Stability control	•	•	•
Adaptive Cruise control with stop and go	•	•	•
Front and rear parking sensors	•		
Front and rear parking sensors with rear view camera		•	•
Rear 3 point ISOFIX	•	•	•
Traction control	•	•	•
In crash braking	•	•	•
8 airbags	•	•	•
Keyless entry & start	•	•	•
Locking wheel nuts	•	•	•
Automatic emergency braking	•	•	•
Lane keep assist	•	•	•
Extended traffic sign recognition	•	•	•
Driver drowsiness alert	•	•	•
In crash braking	•	•	•
intelligent speed adaptation	•	•	•

# NEW OPEL GRANDLAND

## YOUR NEW GRANDLAND IN DETAIL: COMFORT & CONVENIENCE

COMFORT & CONVENIENCE FEATURES	SC	ELEGANCE	GS
Electronic parking brake	•	•	•
Power folding rear mirrors, welcome light	•	•	•
Acoustic windscreen	•	•	•
Electrochromic rear view mirror	•	•	•
Automatic air conditioning	•	•	•
Dual-zone electronic climate control	•	•	•
Heated steering wheel		•	•
Radio control on steering wheel	•	•	•
Centre armrest on console	•	•	•
Rear armrest			•
Mistral dark ambience	•	•	•
Bird cloth fabric with driver & passenger ergonomic seat Driver & Co-Driver 6 way manual	•	•	
Bird cloth fabric with vinyl inserts for driver and passenger and 10-way manual adjustment			•
Heated front seats		•	•
AGR Driver & Passenger		•	•
Pneumatic lumbar with cushion nose extension and power cushion tilt			•
Heated front seats with map and smartphone pocket			•
ISOFIX for passenger seat			•

## YOUR NEW GRANDLAND IN DETAIL: IN-CAR TECHNOLOGY

IN-CAR TECHNOLOGY & ENTERTAINMENT FEATURES	SC	ELEGANCE	GS
10-inch multimedia infotainment with wireless Apple CarPlay™/Android Auto™	•	•	
Customisable touchscreen with DAB	•	•	•
6 speakers	•	•	•
1 USB-C	•	•	•
Bluetooth and emergency call & breakdown	•	•	•
8 Driver profiles possible	•	•	•
16-inch multimedia navigation with wireless Apple CarPlay™/Android Auto™ 2 rear USB-C sockets			•
Wireless charging for mobile devices			•
10-inch Digital Instrument Cluster	•	•	•
Pixel box - Pixel storage in centre console with edge light technology			•

# NEW OPEL GRANDLAND

## YOUR NEW GRANDLAND IN DETAIL: INTERIOR FEATURES

INTERIOR FEATURES	SC	ELEGANCE	GS
Ambient lighting (7 colours)			•
Front and rear LED reading lights	•	•	•
Power front and rear windows	•	•	•
Glove box and central console storage with LED light	•	•	•
Glasses box	•	•	•
Rear clothes hooks on B Pillar trims	•	•	•
Front door storage - 1.5L bottle	•	•	•
Pocket at the back of the front seats			•
Opened cup holders x2 (with slider)	•	•	•
Cooling glove box	•	•	•
Rear wipers with camera cleaning		•	•
Electrical and defrosting driver mirror	•	•	•
Electrical and defrosting passenger mirror	•	•	•

# NEW OPEL GRANDLAND

## YOUR NEW GRANDLAND IN DETAIL: EXTERIOR STYLING

EXTERIOR STYLING FEATURES	SC	ELEGANCE	GS
3D Vizor (non illuminated)	•	•	
Illuminated 3D vizor			•
Body colour exterior door handles	•	•	•
Black door mirror	•	•	•
Front & rear bumpers in Gris Antra	•	•	
Front & rear bumpers in High Gloss Black			•
Rear body colour spoiler	•	•	
Rear high gloss black spoiler			•
Black grained wheel arch claddings	Hybrid	Hybrid	Hybrid
High gloss black wheel arch claddings	Electric	Electric	Electric
Grained lower door claddings	Hybrid	Hybrid	Hybrid
High gloss black lower door claddings with Aluminium Gris Antra	Electric	Electric	
Glossy black lower door claddings			Electric
Dark-tinted rear windows			•
Black Roof			•
Towing attached - trailer hitch harness predisposition	•	•	•
Manual tailgate	•		•
Power tailgate		•	

# YOUR NEW GRANDLAND IN DETAIL: LIGHTING & VISIBILITY

LIGHTING & VISIBILITY FEATURES	SC	ELEGANCE	GS
LED daytime running lights	•	•	•
Intelli-LED headlights	•	•	
Intelli-Lux HD with 3D illuminated vizor - with welcome and farewell animation, 11 different driving modes and adaptive high beam assist			•
LED tail lights	•	•	•
Manual headlamp levelling	•	•	
Automatic headlamp levelling			•
High beam assist			•
Rain-sensitive windscreen wipers	•	•	•
Illuminated rear Opel nameplate and embossed Grandland tailgate	•	•	•

# NEW OPEL GRANDLAND

## CHOOSE YOUR TRIM



Bird cloth fabric with driver & passenger ergonomic seat



Bird cloth fabric with vinyl inserts for driver and passenger

INTERIOR FEATURES	SC	Elegance	GS
Bird cloth fabric with driver & passenger ergonomic seat	•	•	
Bird cloth fabric with vinyl inserts for driver and passenger			•

## NEW OPEL GRANDLAND

# CHOOSE YOUR EXTERIOR COLOUR\*

Arctic White\*\*  
Solid paint



Crystal Silver\*\*  
Gloss Metallic paint



Grafik Grey\*\*  
Premium Solid paint



Impact Copper\*\*  
Gloss metallic paint



Carbon Black\*\*  
Gloss metallic paint





Spektrum Blue\*\*  
Gloss metallic paint



E & OE January 2025. \*Images shown for illustration purposes only. Please discuss colours available with your local Opel Dealer. \*\*Solid, Premium Solid, Metallic paint at extra cost. Due to the limitations of the printing process, the colours reproduced may vary slightly from the actual paint colour and trim material. As a result, they should be used as a guide only. Your Opel dealer has a comprehensive display of paint finishes.

# CHOOSE YOUR WHEELS AND TYRES

		SC	ELEGANCE	GS
	19" Alloy Wheels Emergency tyre inflation kit (in lieu of spare wheel).	•	•	
	19" Diamond-cut alloy wheels Emergency tyre inflation kit (in lieu of spare wheel).			•

## HYBRID: PERFORMANCE, FUEL ECONOMY AND EMISSIONS

Engine	
Capacity (cc)	1199
Transmission	6-speed dual clutch (eDCT)
Cylinders	4
Fuel	Petrol / Electric Hybrid
Emissions type	6.4
Driveline	FWD
Bore / stroke	75mm / 90.5mm
Fuel tank capacity (L)	55
Kerb weight (inc driver) (kg)	1267
Battery type	Lithium-Ion
Battery capacity	898Wh (432Wh usable)
Electric capacity	21kW/28 hp
Engine	Synchronous with permanent magnet

### Transmissions

Hybrid e-DCT auto

1.2-litre petrol engine paired with a new six-speed dual clutch automatic transmission and a 28hp electric motor. Permanent magnet synchronous electric motor is integrated into the gearbox and produces peak power of 21kW (28hp) and maximum torque of 55Nm. During deceleration from higher constant speeds, the petrol engine stops and the e-motor acts as a generator to recharge the hybrid system's 48v battery. Under low torque requirements the e-motor allows short distances to be driven on electric power alone (e.g. when manoeuvring or under 8mph in city traffic). It also assists the petrol engine under acceleration, such as when driving from standstill.

### Drive mode selector

The driver can determine the driving styles by selecting one of the following modes:

- Normal: for a balanced drive that offers a compromise between performance and energy efficiency
- Sport: for a dynamic drive with a responsive throttle and the highest top speed and torque
- ECO: for maximum range and energy efficiency.

HYBRID 1.2 136PS e-DCT	
Fuel Economy/Energy Consumption	
Fuel Consumption Combined WLTP Range	5.5 / 5.6
Fuel Consumption Combined WLTP low	5.6
Fuel Consumption Combined WLTP high	5.5
Fuel economy (litres / 100km)	
Combined low	5.6
Combined high	5.5
Fuel economy (l/100km)	
Combined low	4.7
Combined high	4.6
CO2 emissions	
CO2 emissions g/km (combined)	124/126
Combined low	124
Combined high	126



E & OE January 2025. \*Fuel consumption figures are determined according to the WLTP test cycle. The fuel consumption you achieve under real life driving conditions and CO2 produced will depend upon a number of factors, including the accessories fitted after registration, variations in driving styles, weather conditions and vehicle load. Only compare fuel consumption and CO2 with other vehicles tested using the same technical procedures. For more information contact your local Opel Dealer.

# NEW OPEL GRANDLAND

## PureEnergy - Electric 73kWh

### Single-speed electronic drive selector

As the motor is an all-electric single-speed drive unit, there is no need for multiple gears. Instead, the shifter lets the driver select from the following:

- Park • Reverse • Neutral • Drive
- Braking (for increased regenerative braking)

### Drive mode selector

The driver can determine the driving style by selecting one of the following modes:

- **Normal:** for a balanced drive that offers a compromise between performance and energy efficiency
- **Sport:** for a dynamic drive with a responsive throttle and the highest top speed and torque
- **ECO:** for maximum range and energy efficiency. The ECO mode deactivates all unnecessary energy-consuming features and reduces the top speed, torque and overall performance

### Charging

New GRANDLAND Electric is fitted with a 11kW on board charger and is also equipped with a Mode 3 cable as standard. Additional charging accessories are available at extra cost. For more details please consult your local Retailer.

The charging flap's Padlock LED lights up when the cable is correctly plugged in and locked and then acts as a user interface to show the charging status via coloured LED lights:

- **White:** welcome light that helps to light up the area, especially useful in dark conditions
- Flashing green: charging in progress
- **Solid green:** charging complete
- **Solid blue:** delayed charging toggled; changes to flashing green when charging commences
- **Solid red:** malfunction

The driver may also choose from two settings:

- **Immediate charging (the standard setting):** Starts charging as soon as the vehicle is docked for charging
- **Delayed charging:** This is especially useful for when cheaper electric rates are desired, e.g. charging at night. Simply enter a charging start time

Please note, EV range assumes that vehicle has been pre-conditioned prior to journey. This function can be accessed either via MyOpel App or by using the infotainment system.

73kWh Battery		
Drivetrain – Electric		
CO2 Emissions	0g/km	
Maximum Power	210PS (157 kW) @ 3935 rpm	
Maximum Torque	345Nm (254lb.ft.)	
Acceleration 0-100KM/H	9 Seconds	
Maximum Speed	170kmh	
Transmissions	Automatic electric drive with fixed gear ratio	
Kerb Weight (kg)	2132	
Service Interval	Initially after 1 year / 12000KM then 20000KM or two years	
<b>Battery</b> 73kWh		
Battery capacity	73kWh	
AC on-board charger speed	11kW	
Energy consumption	16.9 - 17.3kWh/100km	
Battery warranty	8 years/160,000KM/70% capacity	
<b>Charging (Supply)</b>	<b>Socket</b>	<b>Charge Time (20–80%)</b>
AC current - Domestic 3 pin socket (2.3kW)	Type 2	22h 55m
AC current - Home wallbox or public charger (7kW)	Type 2	6h 45m
AC current - Public charger (11kW)	Type 2	4h 30m
DC current - Rapid charger (100 kW)	CCS	30m
<b>Range</b> 73kWh		
EV Range WLTP High	520KM	

E & OE January 2025. \*Fuel consumption figures are determined according to the WLTP test cycle. The fuel consumption you achieve under real life driving conditions and CO2 produced will depend upon a number of factors, including the accessories fitted after registration, variations in driving styles, weather conditions and vehicle load. Only compare fuel consumption and CO2 with other vehicles tested using the same technical procedures. For more information contact your local Opel Dealer.

# NEW OPEL GRANDLAND

## DIMENSIONS AND CAPACITIES

EXTERIOR DIMENSIONS mm	Grandland	Grandland Electric
Vehicle length	4650	4650
Wheelbase	2,784	2794
Vehicle height	1657	1661
Vehicle width (mirrors included)	2108	2108
LUGGAGE CAPACITIES (L)	Grandland	Grandland Electric
Rear seats up (under luggage compartment cover)	550	550
Rear seats folded (to roof)	1645	1645
WEIGHTS AND TOWING (KG)	Gross Vehicle Weight	Maximum towing weights. Trailer with brakes.
1.2 (136PS) Turbo Hybrid e-DCT6 auto	2120	650
73kW (210PS) Electric Auto	2700	1200

Please note: Gross vehicle weight is the total permissible weight of the vehicle including passengers and their luggage. The maximum roof rack loading should not exceed 70kg. The maximum towing weights are based on the ability of the car, with two occupants of 75kg each, to restart on a 12% gradient, which is approximately 1 in 8.3, at sea level. The permitted trailer load applies up to the specified incline and up to an altitude of 1000 metres above sea level. The permissible gross train weight decreases by 10% for every 1000 metres of additional altitude. At altitudes above 1500 metres, the engine output may drop with a corresponding reduction in towing capability. Any extra weight, such as luggage or additional passengers, should be deducted from the maximum towing weight. With a trailer fully loaded, maximum noseweight should not exceed 55kg. Always fit Opel towing attachments and accessories available from your Opel Retailer. They are designed specifically for Opel models and carry a 12-month guarantee. During trailer towing do not exceed a maximum speed of 60mph. This speed limit is also applicable in countries with higher permitted speeds for trailer-vehicle combinations. Pay attention to the local speed limits. For trailers with low driving stability and caravans the use of an oscillation damper is strongly recommended.



**O P E L**