

NEW TOOLS NEW LIFE

# MUSSO **EV**



\*Skid plates (FR/RR) and wheel arch garnish mouldings are available as optional customization items.



## Forging a Powerful MUSO Story Built on the Legacy of Pickup Heritage

MUSO, meaning 'rhinoceros' in Korean, embodies strength and innovation—hallmarks of a true SUV spirit and the legacy of Korea's first pickup truck.

Backed by 55 years of pickup expertise, KGM introduces its first all-electric pickup, the MUSO EV—setting a new benchmark in the global pickup market with a stronger, more distinctive story that's uniquely MUSO.



Jeep CJ5P  
1974  
\*Source: DRIVE2.RU



Musso Sports  
2002



Actyon Sports  
2006



Korando Sports  
2012



Musso Grand  
2021

## STYLE

The MUSSO EV is like the most powerful weapon that reveals who you are. Its practical yet rugged and solid design will give you an exhilarating feeling, just like using a tool that fits you perfectly.



\*Deck top is available as an optional customization item.

## EXTERIOR - FRONT

A sculpted hood, unique LED DRLs, and a bold, voluminous bumper come together to create a powerful and striking pickup design.

With its commanding presence and distinctive character, the MUSSO EV ensures you stand out wherever you go.



LED DRLs & Turn Signal Lamps

Front Skid Plate (Customizing only)





## EXTERIOR - SIDE

With its strong, purposeful design, the MUSSO EV embodies the bold character and functionality of a genuine pickup. The C-pillar garnish, shaped like a tool that fits perfectly in your hand, reinforces the vehicle's powerful character, accentuated by the Musso emblem.



C-Pillar Garnish & MUSSO Emblem



Wheel Arch Garnish Mouldings (Customizing only)

## EXTERIOR - REAR

The robust rear design and bold tailgate shape clearly express the distinctive identity of the MUSSO from every angle. The signature rear lamp design completes a strong impression, blending authentic pickup heritage with a modern touch.



LED Rear Combination Lamps



Deck Rear Bumper Steps





## INTERIOR

The space, crafted with premium materials and sophisticated design, accompanies you through both daily life and leisure, ensuring that every moment is filled with satisfaction and comfort.

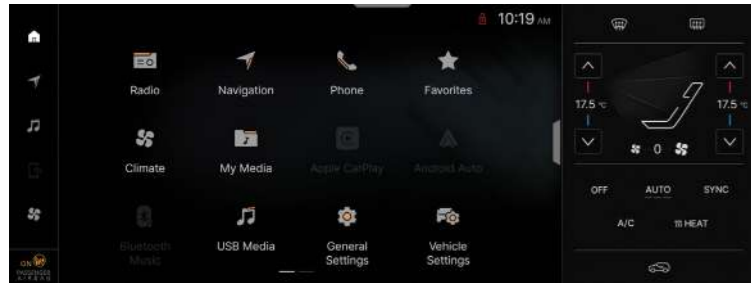


Ambient Mood Lighting

# INFOTAINMENT

The integrated panoramic display, offering excellent visibility and ease of use, allows you to effortlessly control various vehicle information and enjoy a seamless infotainment experience.

Split Screen (Climate Control)



Split Screen (Music)



3D Around View Monitoring System



Clear-Sight Ground View



Panoramic Display (12.3-inch Cluster & 12.3-inch Navigation)



## SPACE


The second-row sliding and reclining functions maximize comfort on long journeys, making family trips even more enjoyable. These features enhance versatility while maintaining a spacious and relaxing interior.





## CARGO SPACE

With a spacious cargo bed capable of carrying up to 500kg, the MUSSO EV is the perfect tool to expand your lifestyle. Whether in daily life or out in nature, it provides the versatility and freedom to enjoy every moment.



# PERFORMANCE

Powerful performance and precise handling seamlessly adapt to any lifestyle, delivering a smooth and confident drive even on the longest journeys.



2WD Model (17" Tyres)

Max. Power

206.9<sub>ps</sub>

Max. Torque

339<sub>Nm</sub>

All-Electric Driving Range

419.6<sub>km</sub>

AWD Model (17" Tyres)

All-Electric Driving Range

379<sub>km</sub>

# DRIVING TECHNOLOGY

The MUSSO EV combines the proven power of a pickup with cutting-edge EV innovation. Built on reliability and advanced technology, it redefines the driving experience.



## Drive Modes

Enhance your driving pleasure by selecting the optimal performance setting to match your preference or road conditions.



## Self-Leveling System

Maintains a consistent rear height regardless of deck load changes while also functioning as a standard damper for a smooth and stable drive.

# CHARGING

Equipped with a fire-safe LFP battery and battery pre-conditioning function, they maximize charging efficiency for optimal performance.



10→80%  
Approx.  
36 min

[300kW DC Fast Charger]

0→100%  
Approx.  
10.2 hrs

[11kW AC Charger]

0→100%  
Approx.  
28.5 hrs

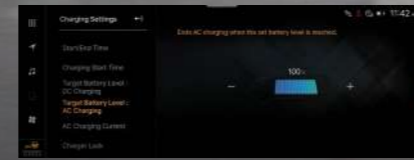
[Portable Charger]



Battery Pre-Conditioning




Scheduled Charging



Charging Settings

# EV-SPECIFIC FEATURES

Enhance your driving experience with advanced EV-specific features designed for a smarter daily life. Enjoy greater freedom and ease in outdoor adventures and leisure activities.



## Smart Regenerative Braking System

Automatically adjusts regenerative braking levels based on the vehicle ahead, road incline, and speed cameras to enhance energy efficiency and reduce driver fatigue.



## Paddle Shifters

Adjust regenerative braking with ease while driving, delivering a sportier feel for a more enjoyable driving experience.



## External V2L Connector

The external V2L connector enables of various electronic devices, providing convenience for outdoor adventures and leisure activities.

# CRASH SAFETY

KGM's advanced driver protection system goes beyond everyday driving, providing enhanced safety and vigilance across diverse road conditions.



## 8 Airbags

To ensure effective protection for the driver and all passengers in the event of a collision, eight airbags come standard.

- ① Driver's airbag
- ② Driver's knee airbag
- ③ Passenger's airbag
- ④⑤ Driver's & passenger's side airbags
- ⑥⑦ Curtain airbags
- ⑧ Front row far side airbag



Driver's knee airbag



Front row far side airbag

# ADVANCED DRIVING ASSISTANCE SYSTEM

With a full suite of advanced driver assistance systems, experience SUV-level safety and convenience in your pickup-not just on the road, but even when parking.



## 4 Corner BSD (Blind Spot Detection)

Utilizing radar and cameras, the system continuously monitors the vehicle's surroundings and actively intervenes to prevent potential accidents. (Front Camera + Front Radar + Front-Side Radar + Rear-Side Radar)




## Intelligent Adaptive Cruise Control

Maintains a set distance from the vehicle ahead based on the driver's preset speed, managing acceleration, deceleration, stopping, and restarting. Advanced safety systems also assist in keeping the vehicle centered in its lane.

## Intelligent Speed Assist (EU Only)

Recognizes road speed limits and provides warnings and assistance to prevent the vehicle from exceeding them.



## Rear Cross Traffic Collision Assist / Rear Cross Traffic Warning

Warns the driver of approaching vehicles from the side while reversing and assists with braking to help prevent collisions.

## Automatic Lane Change (EU Only)

Enables automatic lane changes on highways when the turn signal is activated. For safety, lane changes are restricted near highway exits or when nearby vehicles are detected.



## The Power of EV Meets Pickup – MUSSO EV

With V2L capability, power your adventures and worksites without limits. Whether outdoors or on the job, enjoy seamless energy input and output wherever you go.



# CUSTOMIZING ACCESSORIES



Multi Roll Bar



Skid Plate



Roof Flat Carrier



Deck Storage Box



Deck Divider



Deck Sliding Cover



Deck Sliding Bed



Wheel Arch Garnish Moulding

※ Customizing parts may vary by region, and there are additional customizing parts available, so please check with your local dealer.

# BLACK EDGE

Commanding Presence, Even in the Dark. Black accents enhance the rugged strength of the true pickup, MUSSO EV, adding a refined aura that stands out with undeniable dominance anywhere you go.



BLACK EDGE  
Grand White (WAA)



Hood Side Garnish



Black Outside Mirrors



Black MUSSO Emblem / Black C-Pillar Garnish



Black MUSSO Lettering



Black Utility Roof Rack



17" Black Diamond-Cut Wheels

# FEATURES & WHEELS

A stylish, unique exterior design paired with advanced convenience features creates the perfect harmony, delivering exceptional value that exceeds every expectation.



17" Diamond-Cut Wheels

17" Black Diamond-Cut Wheels



Multipurpose Deck Tailgate



Manual Leveling LED Head Lamps



Black Radiator Grille



Aero Shutter



Flag-Type Outside Mirrors



Door Garnish



Centre High-Mounted Stop Lamp



Utility Roof Rack



Deck Lamp



SUS Door Garnish



Floating Centre Console



Wireless Mobile Charger



After-Blow



2nd Row Back Folding & Sliding Seats



Dual Zone Automatic Air Conditioner



Phone Projection(Android Auto & Apple CarPlay)



Passenger Seat Walk-In-Device



Heated Steering Wheel



Ventilated & Heated Front Seats



Heated Rear Seats



Large Cup Holders for Front & Rear Seats




USB Type-C Ports  
(Front: 1 Charging, 1 Data & Charging / Rear: 2 Charging)

\* The image is for reference only and may differ from the actual product.


# EXTERIOR COLORS

## 1-TONE



# INTERIOR COLORS



## Black Interior



## Brown Interior



## Gray Two-Tone Interior




# TECHNICAL DATA

Engine		Electric motor		
Driven wheels		2WD	4WD	
Transmission		1AT		
Type		Pick-up truck		
Exterior dimension	Overall length	5,160		
	Overall width	1,920		
	Overall height	1,740 (With roof rack: 1,750)		
	Wheelbase	3,150		
	Tread	Front	1,635	
		Rear	1,665	
	Overhang	Front	935	
		Rear	1,075	
	Approach angle	degree	20.2	
	Departure angle	degree	24.3	
Ramp angle	degree	15.1		
Minimum ground clearance	mm	181.4		
Minimum turning radius	m	6.19		
Weight	Gross vehicle weight	3,070	3,090	
	Kerb weight	2,165	2,285	
	Gross trailer weight	Braked	1,800	1,800
		Unbraked	750	750
Electric motor	Electric Motor	Interior permanent magnet synchronous motor		
	Max. power	kW	152.2	Interior permanent magnet synchronous motor
		ps	206.9	Front: 152.2, Rear: 152.2
	Max. torque	Nm	339	Front: 206.9, Rear: 206.9
kgf.m		34.6	Front: 339, Rear: 339	
Performance	Acceleration from 0 to 100 km/h	sec	7.98	9.16
	Max. speed	km/h	162	177
Battery	Battery	Lithium Iron Phosphate (LifeP04)		
	Standard charging time (0 to 100%)	11kW: 10h 20min		
	Fast charge time (10% to 80%)	300kW: 36min / 100kW: 46min		
	On-board charger power	kW	10.5	
	Capacity	kWh	80.6	
Battery voltage	V	371.2		
Energy consumption	Electric energy consumption	Wh/km	177: city / 230: combined	211.2: city / 259.8: combined
	Electric range	km	419.6	379.0
	Electric range city	km	546	466
Brake (FR/RR)	-	Ventilated Disc / Ventilated Disc		
Suspension (FR/RR)	-	Macpherson Strut / Multi-Link		

\* The energy use will depend on speed, style of driving, climate and route conditions. \* The above technical data can vary slightly by regional certification requirements or sales specifications. \* The declared energy consumption was determined according to the Worldwide Harmonized Light Vehicles Test Procedure (WLTP).

# DIMENSIONS





## KG MOBILITY

92 Tongil-ro, Jung-gu, Seoul, Republic of Korea

 <https://en.kg-mobility.com/>

 [www.instagram.com/kgm.world.official](https://www.instagram.com/kgm.world.official)

 [http://www.facebook.com/KGMglobalofficial](https://www.facebook.com/KGMglobalofficial)

 [http://www.youtube.com/@kgm.world.official](https://www.youtube.com/@kgm.world.official)

Some of the equipment shown in this brochure are optional and may not be available in certain models or markets.  
All specifications are subject to change without notice.  
Please contact your local dealer for the latest information.