



# NEW PEUGEOT 5008

Prices, equipment  
and technical specifications

Prices applicable from February 2025 E & OE



RANGE



ALLURE

- Peugeot Panoramic i-Cockpit® with 21'' HD curved and floating screen
- Customisable Virtual 'i-Toggle' display
- 360° Vison & Drive assist pack
- PEUGEOT Open & Go (Proximity Keyless Entry with Push Button Start)
- Wireless Mirror Screen (Apple Car Play & Android Auto)
- Ambient lighting linked to Drive Mode
- ECO LED Headlights and front and rear signature daytime running lights
- Dark tinted privacy glass for rear doors, tailgate and quarter windows
- Tri-zone automatic air conditioning
- Adaptive Cruise Control with 'Stop & Go' with lane keeping assistance
- Smartphone Wireless Charger (15 Watts) with status light
- Row 2 sliding bench, 3 individually reclinable backrests, easy access function to the 2 third row seats
- Heated, electric folding door mirrors with courtesy approach lighting
- 19" diamond cut alloy wheels
- 3-phase 22 kW Mode 3 electrical charging cable (Electric)
- 3-phase 11 kW on board charger (Electric)



GT

Equipment in addition to ALLURE

- PEUGEOT PIXEL LED headlamps with 3-claw LED daytime running lights
- Full 3D LED rear lights with PEUGEOT 'Claw effect' daytime running light signature
- Night & day indirect ambient lighting on the dashboard, front & rear door panels, and under the 21'' panoramic screen, associated with driving modes, customisable in 8 colours
- Embossed NEW UZIRIS fabric upholstery, TEP Isabella
- Frameless Electrochrome Rear View Mirror
- 'Black Diamond' roof and rear spoiler
- Handsfree Smart Electric Tailgate (foot operated)
- Rear central armrest with two cupholders and smartphone holder
- 360° Vison & Drive assist pack including highway assist 2.0
- PEUGEOT shield on front wings
- Sunblind's integrated in the rear doors
- Heated steering wheel
- 19" 'YARI' diamond cut alloy wheels
- 19" 'Fuji' alloy diamond-cut wheels (Electric)

Range	NEW 5008 PRICES					
Prices	Recommended prices					
Equipment & finishes		CO2* (g/km) (1)	TAX BAND	ANNUAL ROAD TAX	ALLURE	GT
Body colors & upholsteries	ELECTRIC	0-0	A	€120	€50,995***	€54,995***
Options						
Detailed equipment	HYBRID	131-135	B2	€210	€50,995	€54,995
Technical specifications						
Services & offers	<div><div><div><div><div></div><div></div></div><div><div></div><div></div></div></div><div><div><div>• WLTP data currently being approved. Minimum- maximum mixed WLTP CO2 emissions on the engine The CO2 emissions from the vehicle depend on the version selected as well as the options on the vehicle.</div><div><div>• **Dealer delivery related charges, metallic paint and tyre recycling levy not included.</div><div>• ***Includes SEAI grant and VRT rebate &amp; Dealer delivery related charges, metallic paint and tyre recycling levy not included.</div></div></div></div><div><div>(1) The CO2 emissions entered are mixed and expressed in grams per kilometre. The fuel consumption and CO2 emission values provided comply with WLTP approval (EU regulation 2017/948). Since 1 September 2018, new vehicles are approved on the basis of the worldwide harmonised light-duty vehicles test procedure (WLTP), which is a new, more realistic test procedure to measure fuel consumption and CO2 emissions. This WLTP procedure fully replaces the New European Driving Cycle (NEDC), which was the previous test procedure. As the test conditions are more realistic, the fuel consumption and CO2 emissions measured according to the WLTP procedure are, in many cases, higher than those measured according to the NEDC procedure. The fuel consumption and CO2 emission values may vary depending on specific equipment, options and types of tyres. Contact your point-of-sale for more information. More information on <a href="#">www.peugeot.ie</a></div></div></div></div>					

# STANDARD EQUIPMENT

## SAFETY

### 8 Airbags

Front passenger airbags (includes passenger airbag deactivation function), driver, front passenger and row 2 lateral seats side airbag, front & rear curtain airbags (head and thorax).

ESP (Electronic Stability Program) with Hill Start Assist & indirect under inflation detection

ISOFIX and Top Tether fasteners on row 2 rear side seats

Electric parking brake

Pneumatic emergency kit (12-volt compressor, sealant bottle, towing eye, 2 wheels chocks)

PEUGEOT LED Technology headlamps with 3-claw LED daytime running lights

Rear 3-claws LED 3D lights

## ADVANCED SAFETY

VisioPark 2: 360° Vision with 4 exterior cameras with front and rear sensors

- Adaptive Cruise Control with ‘Stop & Go’
- Advanced Emergency Braking System with video camera & radar (AEBS3)
- Active Lane Keeping Assist
- Blind spot monitoring
- Rear cross traffic alert (RCTA)
- Extended traffic sign recognition and speed recommendations
- Driver attention alert
- PEUGEOT SOS & Assistance





# STANDARD EQUIPMENT

## EXTERIOR AESTHETIC

### Style attributes

- Black lacquered strip between the headlights with '5008' logo'.
- Body-coloured front grille, glossy black side scoops, Meteor Grey lower decor, black grained lower skirt
- Dark tinted rear windows, quarter windows, & tailgate window
- Concealed weatherstrips
- Black grained wheels arch claddings & door lower protections.
- Glossy black strip between the rear lights with « PEUGEOT » lettering
- Rear bumper with Meteor Grey decor & black grained lower skirt
- Body- coloured rear spoiler
- Front monograms: 'Peugeot Shield' and '5008'
- Rear monograms: 'PEUGEOT', '5008' and 'Hybrid'

## WHEELS & RIMS

### 19'' diamond-cut alloy wheels

- 'YARI' Alloy Wheel (HYBRID)
- 'FUJI' Alloy Wheel (Electric)



# STANDARD EQUIPMENT

## INTERIOR AESTHETIC

Peugeot Panoramic i-Cockpit® with 21" HD curved and floating screen  
Style elements

- Foamed dashboard with RIMINI heathered fabric & Graphene alcove, glossy black front panel and air vents with Stene Grey decoration
- Doors panels with RIMINI heathered fabric decoration, Graphene alcove & Stene Grey strip, Isabella TEP armrests with Quartz stitching (front)
- Centrale console with RIMINI heathered fabric, glossy black front panel, Stene Grey strip & RIMINI heathered fabric armrest

PEUGEOT i-Cockpit®: Compact multifunction steering wheel finished in full grain leather with coloured stitching, gloss black and satin chrome detailing

Black interior & headliner

## COMFORT

Keyless entry with 'proximity' locking and unlocking  
2 keys (with lock, trunk, unlock buttons)

Tri-zone automatic air conditioning

Automatic dual-zone air conditioning

Interior lighting

- Front & rear reading LED lights
- Glovebox & centrale console storage illuminated with LED
- Front footwell LED lights

Automatic front wipers

Sequential electric front & rear windows with anti-pinch feature

2-position trunk floor

4 retractable grab handles

Heated, electric folding door mirrors with courtesy approach lighting

Electrochromic interior mirror





# STANDARD EQUIPMENT

## UPHOLSTERY & SEATS

Driver & passenger seats with manual height adjustment

Row 2 sliding bench (60/40) with 3 individually reclinable backrests (40/20/40) with Easy Access function to the third-row seats  
2 seats bench in the third row with 50/50 reclinable backrests

Embossed CRISPY fabric upholstery, TEP Isabella support, heathered RIMINI fabric scarf, Quartz stitching

## MULTIMEDIA & NAVIGATION

PEUGEOT i-Connect® Advanced

- 3D connected Navigation
  - Radio DAB, Bluetooth® (2 smartphones connexion), wireless Mirror Screen (Apple CarPlay™ / Android Auto™)
  - Peugeot Connect SOS & Assistance
  - 1 USB-C socket (data and charging), 1 USB-C socket (charging)
  - ‘Over the air’ map updates
  - Customisable Virtual ‘i-Toggle’ display
  - Smartphone Wireless Charger (15 Watts) with status light and ambient lighting

### 6 speakers

2 tweeters & 2 woofers at the front, 2 wide-band speakers at the rear

3 X 12 V sockets (centre console, rear of centre console, boot)  
Wireless smartphone charger (15 W)

## ELECTRIC SPECIFICITIES

3-phase 22kW Mode 3 electrical charging cable

3-phase 11 kW on board charger  
‘E5008’ rear monogram



GT TRIM

Equipment's in addition to ALLURE equipment

SAFETY

- PEUGEOT PIXEL LED headlamps with 3-claw LED daytime running lights
- Adaptive High Beam Assist with Anti-Glare function and Boost function
- Full 3D LED rear lights with PEUGEOT ‘Claw effect’

DRIVING AND MANOEUVRING AIDS

- Drive Assist Pack
- Adaptive Cruise Control with Stop & Go function
  - Driver Attention Alert (DAA3)
  - Long Range Blind Spot Monitoring
  - Rear Cross Traffic Alert (RCTA)
  - Highway Assist 2.0

VisioPark 2: 360° Vision with 4 exterior cameras with front and rear sensors

EXTERIOR AESTHETICS

- Style Elements
- ‘PEUGEOT’ shields on the front fenders
  - Glossy black front & rear lower bumper skirts, wheel arch claddings and door lower protections (Electric)

Black Diamond & rear spoiler

WHEELS AND RIMS

- 19" 'YARI' Diamond Cut Alloy Wheels (HYBRID 136e-DSC6)
- 19" ‘FUJI’ Alloy Wheel (Electric)





## GT TRIM

Equipment's in addition to ALLURE equipment

### INTERIOR AESTHETICS

Peugeot Panoramic i-Cockpit® with 21" HD curved and floating screen

#### Style elements

- Foamed dashboard with RIMINI heathered fabric, hot-stamped aluminium alcove decor, glossy black front panel and air vents with Cast Iron trim
- Door panels with RIMINI heathered fabric decor, hot-stamped aluminium alcove decor and Cast Iron trim, TEP Isabella armrests, Iced Clay stitching at front

Night & day indirect ambient lighting on the dashboard, front & rear door panels, and under the 21" panoramic screen, associated with driving modes, customisable in 8 colours

PEUGEOT i-Cockpit®: Compact heated multifunction steering wheel finished in full grain leather with 'Iced Clay' stitching, gloss black and satin chrome detailing & 'GT' badge

Aluminium pedals & footrest

Stainless steel front door sill with 'PEUGEOT' lettering

Front & rear floor mats with Iced Clay stitching & 'GT' logo

### COMFORT

#### Interior lighting

- Concealable driver and passenger vanity mirrors with LED lights

Powered tailgate with hands-free access

Heated steering wheel

Electrochromic rear-view mirror

Sunblind's integrated in the rear doors





GT TRIM

Equipment's in addition to ALLURE equipment

UPHOLSTERY & SEATS

- Driver & Passenger heated seats
- Manual driver lumbar adjustment
- Front headrests with integrated height adjustment
- Row 2 with central armrest
- Embossed NEW UZIRIS fabric upholstery, TEP Isabella accompaniment, heathered RIMINI fabric scarf, Iced Clay stitching

MULTIMEDIA & NAVIGATION

- PEUGEOT i-Connect® Advanced
- 3D connected Navigation

• 4 USB: 1 USB-C (Data & Charging), 1 USB-C (Charging) at front, 2 USB-C (Charging) at rear

• Natural language voice recognition

• 4 USB: 1 USB-C (Data & Charging), 1 USB-C (Charging) at front, 2 USB-C (Charging) at rear

- PEUGEOT Virtual i-Toggles with 10 customizable shortcuts
- Wireless smartphone charger (15 W)
- For smartphone compatibility, consult your sales point





# WHEELS



**19" 'YARI' alloy diamond-cut wheels**

BREDA, Orbital Black glossy finish

**Standard on Allure & GT (Hybrid 136 e-DSC6)**



**19" 'Fuji' alloy diamond-cut wheels**

LULEA, Orbital Black glossy finish

**Standard on ALLURE & GT (Electric 210hp)**

# BODY COLOURS

## METALLIC PAINT



**Ingaro Blue**  
M07K – Free of charge



**Okenite White**  
M0SU - Option



**Obsession Blue**  
M0DP - Option



**Cumulus (Light) Grey**  
M0F4 - Option



**Perla Nera Black**  
M09V - Option



**Titane Grey**  
M01J - Option



# UPHOLSTERY OPTIONS



**Embossed CRISPY fabric upholstery, TEP Isabella support, RIMINI fabric scarf, Quartz stitching**

W6FX



**Embossed NEW UZIRIS fabric upholstery, TEP Isabella accompaniment, heathered RIMINI fabric scarf, Iced Clay stitching**

T5FX



**Embossed Alcantara® REFLECTION upholstery, TEP Isabella, heathered RIMINI fabric scarf, Iced Clay stitching**

X0FX

# OPTIONS

## Recommended prices

### EXTERIOR PAINT

			ALLURE	GT
Metallic paint - Nera Black (M09V), Titane Grey (M01J), Cumulus Grey (M0F4), Okenite White (M0SU) Obsession Blue (M0DP)	M0-	€835	○	○

### OPTION PACK

<b>Sensation Pack</b> <ul style="list-style-type: none"><li>Panoramic Split Opening Spoiler Sunroof (TC22)</li><li>Clean Cabin (O301) - optimised cabin air quality management system</li></ul>			J6C0	€1,920	-	○
<b>SAFETY AND SECURITY</b> <p>Advanced Grip Control - 3 Driving Modes - Sand, Snow &amp; Mud, and Hill Assist Decent Control (HADC) Includes 19" 'FUJI' alloy wheel on GT Electric versions</p>			DX02	€205	○ Electric Version Only	○

The addition of optional extras may result in the vehicle increasing in Co2 g/km and therefore, attracting a higher rate of VRT than described in this product guide. For your exact configuration value, both Co2 g/km and RRP, please contact your local dealer or visit [www.peugeot.ie](http://www.peugeot.ie)  
Note: Some options may require other options depending on the item and trim line.



# OPTIONS

## Recommended prices

				ALLURE	GT	
INTERIOR AMBIENCES						
<b>Heated front seats, AGR* certified driver’s seat</b> <ul style="list-style-type: none"><li>• Driver's seat with manual seat length adjustment, seat tilt electric, pneumatic lumbar adjustment</li><li>• Aktion Gesunder Rücken (German Association for Back Health)</li></ul>		WAGP	€450	<input type="radio"/>	-	
<b>Alcantara® Executive interior</b> <ul style="list-style-type: none"><li>• Embossed Alcantara® REFLECTION upholstery, TEP Isabella support, heathered RIMINI fabric scarf, Iced Clay stitching</li><li>• AGR* certified electrically adjustable driver and passenger seats, manual seat length adjustment, adaptive lateral support, pneumatic lumbar adjustment, memory settings for the driver</li><li>• Heated and massaging driver and passenger seats</li><li>• Heated rear side seats</li><li>• Front headrests with integrated height adjustments</li><li>• Aktion Gesunder Rücken (German Association for Back Health)</li></ul>						
		X0FX	€1,800	<input type="checkbox"/>	<input type="radio"/>	
EXTERIOR FEATURES						
<b>Tow Bar:</b> With 13-way harness, with TSM (Trailer Sway Mitigation) anti-sway system		Available only on electric	AQ05	€675	<input type="radio"/>	<input type="radio"/>
<b>Tow Bar:</b> With 13-way harness, with TSM (Trailer Sway Mitigation) anti-sway system. Includes upgraded cooling system		Available only on HYBRID	AQ14	€750	-	<input type="radio"/>

The addition of optional extras may result in the vehicle increasing in Co2 g/km and therefore, attracting a higher rate of VRT than described in this product guide. For your exact configuration value, both Co2 g/km and RRP, please contact your local dealer or visit [www.peugeot.ie](http://www.peugeot.ie)  
Note: Some options may require other options depending on the item and trim line.

\* And other materials    \*\* Aktion Gesunder Rücken (German association for back health)

# EQUIPMENT DETAILS



## PEUGEOT i-Connect® Advanced \*

PEUGEOT i-Connect® Advanced offers a complete technological experience, with its high-performance and efficient TomTom® connected navigation. For optimum readability, the map can be displayed on the entire touch-sensitive part of the 21" HD screen or on the digital cluster side and can be updated 'over the air'.

The 'OK PEUGEOT' function, which uses natural language voice recognition, improves safety and ease of use by providing access to all functions.

\* Included in the Panoramic Navigation pack



## PEUGEOT virtual i-Toggles \*

Located on a second touchscreen on the dashboard, the Virtual i-Toggles are shortcuts to 10 main functions: air conditioning control settings, navigation, telephone, radio, wall of applications, etc. The Virtual i-Toggles give access to the permanent homepage shortcut, in first position, while the other five shortcuts can be modified according to the user's choice. A swipe of the screen gives access to 5 additional configurable shortcuts.

\* Included in the Panoramic Navigation pack



# EQUIPMENT DETAILS



## Drive Assist Plus 2.0 (semi-autonomous driving) \*

- This system combines 4 functions to manage semi-autonomous driving in specific conditions:
- Adaptive Cruise Control with Stop & Go function and Lane Positioning Assist: the vehicle manages steering and speed.
  - Semi-Automated Lane Change: assists the driver in overtaking or changing lanes in complete safety.
  - Anticipated speed recommendation: based on the vehicle's connected navigation system, it anticipates speed limit changes and suggests the driver to adapt speed accordingly.

\* Included in the 360° Vision & Drive Assist Plus pack.



## PEUGEOT PIXEL LED Headlamps

Adaptive lighting: the system automatically adapts the headlamp beams to traffic conditions, maintaining optimum lighting with 6 specific modes adapted to each driving situation and 2 curves lighting functions. Adaptive High Beam Assist: the system switches to high beam as soon as conditions allow. It detects the contours of vehicles ahead and their movement to create an anti-glare zone and avoid dazzling other road users. At high speeds, a boost function increases the light intensity in the centre of the beam.

# EQUIPMENT DETAILS



## Adaptative bolsters\*

By inflating or deflating pneumatic inserts located in the side bolsters of the backrests, the system allows front passengers to adjust the lateral support of their electrically adjustable seats\* to suit their body shape and driving conditions: tighter for better support and driving sensations, or looser for optimized comfort. These AGR-certified\*\* front seats are also heated, ventilated and massaged (8 programs, 3 intensities). Heated rear side seats.

\* Included with Executive Mistral interior.  
 \*\* Aktion Gesunder Rücken (German Association for Back Health)



## Clean Cabin

The Clean Cabin system is a complete incoming air management system that acts on pollution both inside and outside the vehicle. Thanks to its high-efficiency filter, it purifies the air inside the vehicle in just a few minutes. The central screen gives the driver access to the indoor air quality index calculated using a particle sensor.



## EQUIPMENT DETAILS



### Exceptional living space

The new E-5008 is capable of adapting to all needs, offering from two to seven comfortable seats with a remarkable load capacity. The exceptional modularity enables a wide range of configurations between row two (60/40 bench seat, 40/20/40 backrests) and row three (50/50 backrests).

The new E-5008 offers a trunk volume of 748 dm<sup>3</sup> VDA in a 5-seater configuration (259 dm<sup>3</sup> VDA in a 7-seater configuration). With all the rear seats folded down, the new E-5008 offers a huge flat floor area, and a trunk volume up to 1,815 litres.



### Easy Access system

The Easy Access system improves considerably the accessibility to third row seats. This new cinematic allows the seats in row 2 to be fully tilted and slid forward simultaneously, using a single control located on the upper part of the backrest.

Combined with the wide opening offered by the large rear doors, Easy Access system makes it easy for passengers of all sizes to fit into the seats in row 3.



# TECHNICAL SPECIFICATIONS

	ELECTRIC Electric 210 hp	PLUG-IN HYBRID Plug-in Hybrid 195 e-DCS7	HYBRID Hybrid 136 e-DCS6
ARCHITECTURE			
Length (m)	4,79		
Width (m)	1,89		
Height (m)	1,69		
Wheelbase (m)	2,90		
Turning diameter (m)	11,20		
Trunk volume (dm3 VDA / water Liters)	748 / 916	748 / 916	
SCx	0,770	0,825	0,798
Fuel tank capacity (L)	-	60	55
ENGINE			
Fiscal power (CV)	7	8	7
Displacement (cm3)	-	1598	1199
Number of cylinders / Arrangement	-	4 in line	3 in line
Number of valves per cylinder	-	4	
Injection type	-	Direct	
ICE - Maximum power (kW ECE / hp ECE at rpm)	-	110 / 150 @ 5 500	100 / 136 @ 5 500
ICE - Maximum torque (Nm ECE at rpm)	-	300 @ 2 000	230 @ 1 750
Technology (electric)	Synchronous with permanent magnet		-
e-motor - Maximum power (kW ECE/ch at rpm)	157 / 210 @ 3 935 to 14 000	92 / 125 à 9 000	15,6 @ 4 264
e-motor - Maximum torque (Nm ECE at rpm)	345 @ 250 to 4 370	118 @ 300 to 7 320	51 @ 750 to 2 499
Plug-in Hybrid - Combined maximum power (kW ECE/ch at rpm)	-	143 / 195	-
Plug-in Hybrid - Combined maximum torque (Nm ECE at rpm)	-	350	-
Service interval	25 000 km or 2 years	25 000 km or 1 year	
TRANSMISSIONS			
Type	Automatic		
Number of gears	1 gear reductor	7	6
BATTERY			
Technology	Lithium-ion NMC		
Number of modules	12	-	
Usable capacity (kWh)	73	17,8	0,4
Weight (kg)	520	160	12,1
Total voltage (V)	400	360	48

\* WLTP data undergoing certification. CO<sub>2</sub> emissions WLTP mixed minimum-maximum on the engine. The CO<sub>2</sub> emissions of the vehicle depend on the version chosen as well as the options present on the vehicle.

(1) The CO<sub>2</sub> emissions given are mixed and expressed in grams per kilometer. The fuel consumption and CO<sub>2</sub> emission values given are in accordance with WLTP type approval (EU Regulation 2017/948). Since September 1, 2018, new vehicles have been type-approved on the basis of the globally harmonized test procedure for light vehicles (WLTP), which is a new, more realistic test procedure for measuring fuel consumption and CO<sub>2</sub> emissions. This WLTP procedure completely replaces the New European Driving Cycle ( which was the test procedure used previously Because the test conditions are more realistic, fuel consumption and CO<sub>2</sub> emissions measured under the WLTP procedure are, in many cases, higher than those measured under the NEDC procedure Fuel consumption and CO<sub>2</sub> emission values may vary depending on specific equipment, options and tire types. Be sure to contact your point of sale for more information. More information at [www.Peugeot.ie](http://www.Peugeot.ie)

# TECHNICAL SPECIFICATIONS

## WEIGHTS & LOADS

	ELECTRIC Electric 210 hp	PLUG-IN HYBRID Plug-in Hybrid 195 e-DCS7	HYBRID Hybrid 136 e-DCS6
Kerb weight (kg)	2 218	2 048	1 705
Weight in running order (kg)	2 293	2 123	1 780
Gross vehicle weight (kg)	2 900	2 700	2 350
Maximum towable weight (braked) (kg)	1 000	1 300	750 / 1 000 (with OEM tow hook option)
Authorized total rolling weight (kg)	3 900	4 000	3 100 / 3 350 (with OEM tow hook option)

## PERFORMANCE (Driver only)

Maximum speed (km/h)	170	220	200
0 -100 kph (s)	9,7	8,3	11,3
1 000 m standing start(s)	30,7	28,9	33,6
30 to 60 km/h in Drive (s)	2,5	2,3	3,1
60 to 90 km/h in Drive (s)	3,1	3,1	4,3
80 to 120 km/h in Drive (s)	6,1	4,9	7,2

## WLTP RANGE, CONSUMPTION & EMISSIONS

Mixed WLTP range (km)	502 - 488	82 - 81	-
Mixed WLTP cycle consumption (kWh/ 100 km)	17,7 - 18,3	-	-
Urban WLTP range (km)	619 - 594	95 - 93	-
Urban WLTP cycle consumption (kWh / 100 km)	14,4 - 15,0	-	-
WLTP combined consumption (l/100km)	-	1,0 - 1,1	5,8 - 5,9
WLTP combined CO2 emissions (g/km)	-	23 - 24	130 - 133
Driving Sound level (dB)	65	67	67

## CHARGING (@ 20°C. Electric from 20% to 80%, Plug-in from 0% to 100%)

Maximum AC capacity (kW)	11	3,7 / 7,4 (Option)	-
Maximum DC capacity (kW)	160	-	-
Charging time on home socket 10A 2,3 kW AC (h)	22h55	9h05	-
Charging time on Green'Up reinforced home socket 14A 3,2 kW AC (h)	16h10	6h15	-
Charging time on charging station 7.4 kW AC	6h45	5h30 (3,7 kW OBC) / 2h55 (7,4 kW OBC)	-
Charging time on charging station 11 kW AC	4h30	5h30 (3,7 kW OBC) / 2h55 (7,4 kW OBC)	-
Charging time on fast charging DC station	30 min	-	-

## WHEELS & TIRES

Type of tyres (standard or option, depending on version)	235/55 R19 105 V ; 235/50 R20 104 V	225/55 R19 103V
	Michelin e-Primacy	




## BRAKE & SUSPENSIONS

Type of front / rear brakes	365x37 mm discs / 356x26 mm discs	330x30 mm discs/330x14 mm discs
Type of front / rear suspension	Pseudo Mac-Pherson/Multi-link axle	Pseudo Mac-Pherson/Twist beam

\* WLTP data undergoing certification. CO<sub>2</sub> emissions WTLP mixed minimum-maximum on the engine. The CO<sub>2</sub> emissions of the vehicle depend on the version chosen as well as the options present on the vehicle.

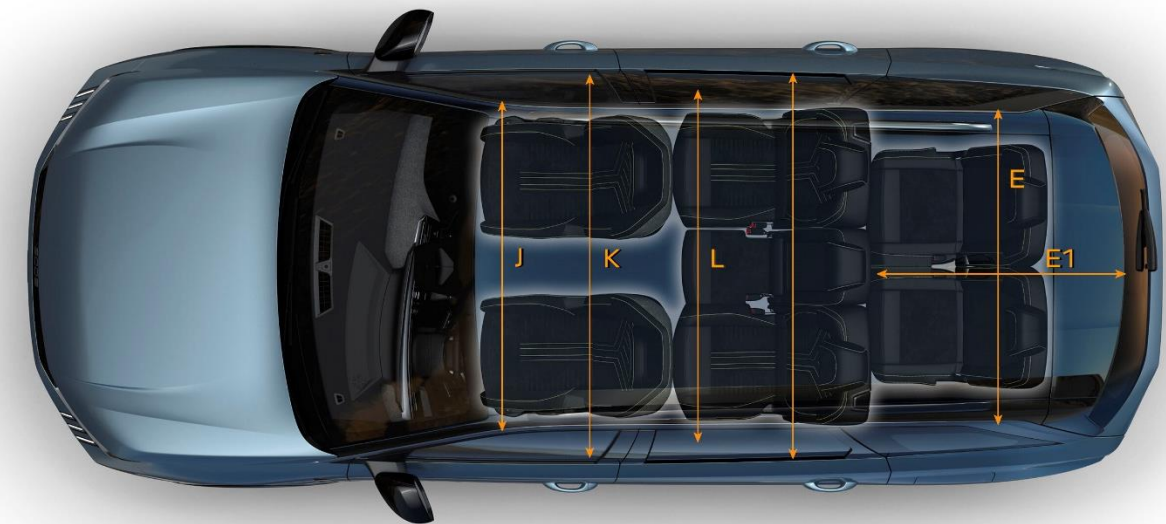
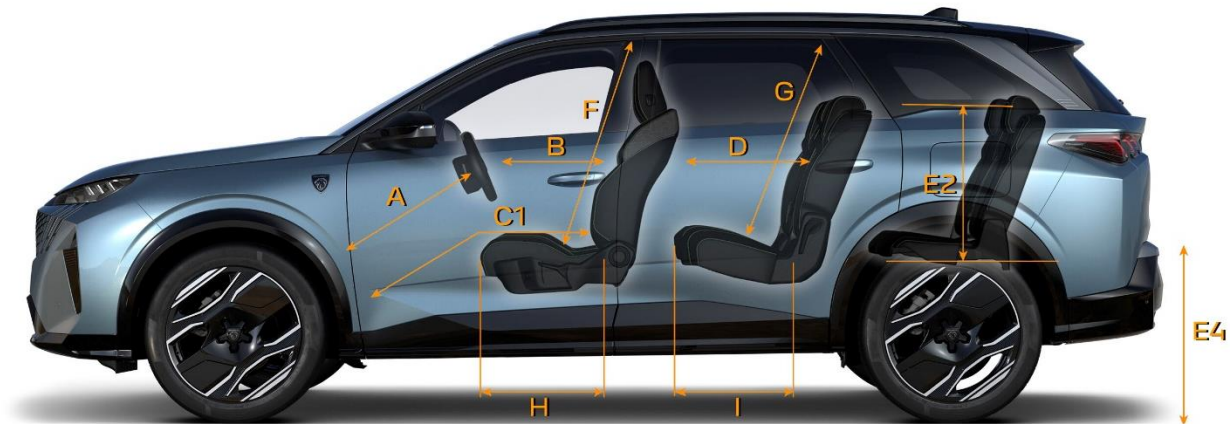
(†) The CO<sub>2</sub> emissions given are mixed and expressed in grams per kilometer. The fuel consumption and CO<sub>2</sub> emission values given are in accordance with WLTP type approval (EU Regulation 2017/948). Since September 1, 2018, new vehicles have been type-approved on the basis of the globally harmonized test procedure for light vehicles (WLTP), which is a new, more realistic test procedure for measuring fuel consumption and CO<sub>2</sub> emissions. This WLTP procedure completely replaces the New European Driving Cycle (which was the test procedure used previously Because the test conditions are more realistic, fuel consumption and CO<sub>2</sub> emissions measured under the WLTP procedure are, in many cases, higher than those measured under the NEDC procedure Fuel consumption and CO<sub>2</sub> emission values may vary depending on specific equipment, options and tire types. Be sure to contact your point of sale for more information. More information at [www.Peugeot.ie](http://www.Peugeot.ie)

# DIMENSIONS





DIMENSIONS



A	738,5
B	600
C1	854
D	876,7
E	422
E1	1031
E2	428
E4	810
F	930 / 878*
G	905 / 863*
H	469,6
I	463
J	1452
K	1492,5
L	1432
M	1465

\*Standard Roof/Sun Roof

## DIMENSIONS



259 dm<sup>3</sup> VDA  
348 L



748 dm<sup>3</sup> VDA  
916 L



1815 dm<sup>3</sup> VDA  
2232 L



CONFIGURE